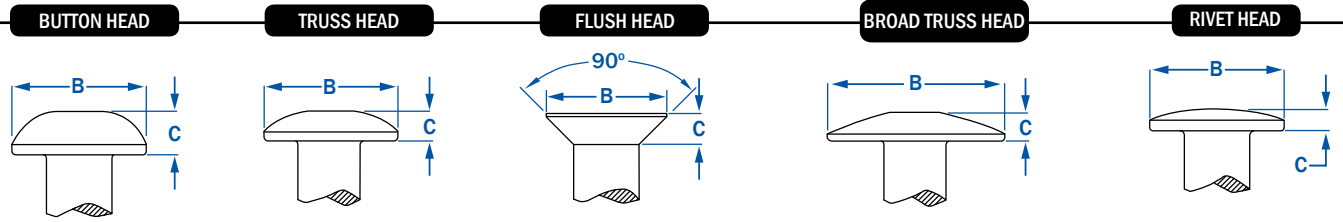


# RIVETKING® COLLAR BOLT MULTI-GRIP

## GRIPS

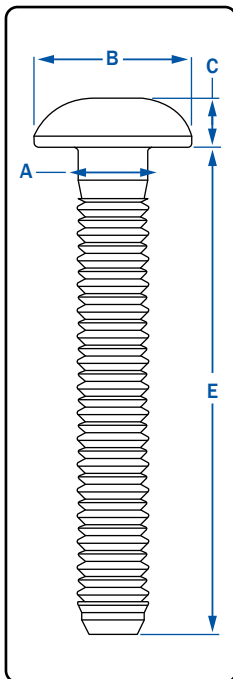
NOM. BODY DIA.	PART NUMBER				GRIP RANGE		LENGTH	MANDREL DIA.	MAX HOLE SIZE
	CATEGORY	HEAD	MATERIAL	DIA-GRIP	MIN.	MAX.			
3/16"	CBMRP	T	R	6 - 10	0.062	0.625	1.788	.183 - .187	0.203
	CBMGP	T	R	6 - 20	0.312	1.250	2.730		
1/4"	CBMGP	T	R	8 - 10	0.063	0.625	1.965	.245 - .249	0.265
	CBMGP	T	R	8 - 20	0.312	1.250	2.560		
5/16"	CBMGP	T	R	10 - 12	0.125	0.750	2.340	.307 - .311	0.328
	CBMGP	T	R	10 - 22	0.625	1.375	2.840		
3/8"	CBMGP	T	R	12 - 14	0.125	0.875	2.875	.369 - .375	0.390
	CBMGP	T	R	12 - 26	0.812	1.625	3.500		

## HEADS

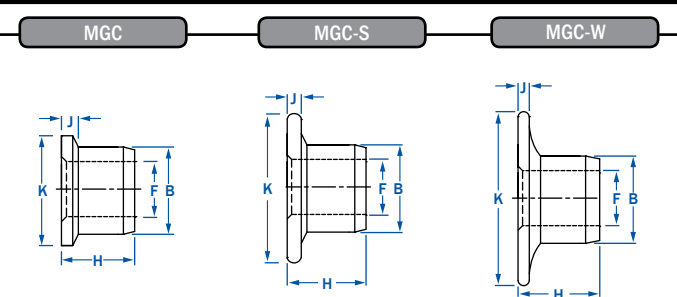


NOM. HEAD DIA.	HEAD DIA.	BUTTON HEAD (B)		TRUSS HEAD (T)		FLUSH HEAD (90)		BROAD TRUSS HEAD (30)		RIVET HEAD (98T)	
		HEAD DIA.	HEAD HEIGHT	HEAD DIA.	HEAD HEIGHT	HEAD DIA.	HEAD HEIGHT	HEAD DIA.	HEAD HEIGHT	HEAD DIA.	HEAD HEIGHT
3/16"	10	.356 - .394	.113 - .125	N/A	N/A	.323 - .359	.092 - .102	N/A	N/A	.450 - .488	.91 - .105
	20	.356 - .394	.113 - .125	N/A	N/A	.323 - .359	.076 - .087	N/A	N/A	.450 - .488	.91 - .105
1/4"	10	.475 - .525	.136 - .152	.531 - .594	.103 - .115	.433 - .478	.119 - .128	**	.138 - .162	N/A	N/A
	20	.475 - .525	.136 - .152	.531 - .594	.103 - .115	.433 - .478	.102 - .115	**	.138 - .162	N/A	N/A
5/16"	12	.594 - .656	.181 - .201	.703 - .797	.127 - .141	.542 - .594	.149 - .162	N/A	N/A	N/A	N/A
	22	.594 - .656	.181 - .201	.703 - .797	.127 - .141	.542 - .594	.129 - .142	N/A	N/A	N/A	N/A
3/8"	14	.713 - .787	.223 - .248	.828 - .922	.152 - .168	.651 - .714	.178 - .195	1.188 - 1.25	.188 - .212	N/A	N/A
	26	.713 - .787	.223 - .248	.828 - .922	.190 - .200	.651 - .714	.153 - .170	1.188 - 1.25	.188 - .212	N/A	N/A

\*\* Steel .937 Aluminum 1.063



## COLLAR DIMENSIONS



COLLAR	DIAMETER	HOLE DIAMETER (F)	BODY DIAMETER (B)	OVERALL LENGTH (H)	HEAD HEIGHT (J)	FLANGE DIAMETER (K)
MGC	3/16"	.189 - .195	.307 - .313	.265 - .285	.040 - .052	.365 - .385
MGC	1/4"	.250 - .260	.399 - .405	.360 - .390	.055 - .070	.480 - .520
MGC	5/16"	.312 - .320	.501 - .509	.430 - .446	.069 - .086	.605 - .645
MGC	3/8"	.376 - .384	.603 - .611	.490 - .520	.086 - .100	.730 - .770
MGC-S	3/16"	.189 - .195	.308 - .315	.290 - .320	.085 - .115	.495 - .535
MGC-W	3/16"	.189 - .195	.307 - .314	.290 - .320	.090 - .115	.640 - .754
MGC-W	1/4"	.250 - .260	.399 - .405	.432 - .462	.115 - .145	.855 - 1.00

## MATERIALS

NOM. BODY DIA.		STEEL (S2)	ALUMINUM 6061 (A6)
3/16"	SHEAR	1725	750
	TENSILE	1400	900
1/4"	SHEAR	2200	1200
	TENSILE	2550	1620
5/16"	SHEAR	3000	2200
	TENSILE	3910	2500
3/8"	SHEAR	4200	3000
	TENSILE	5625	4000

