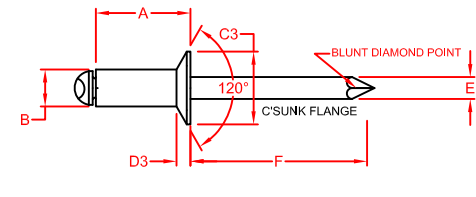
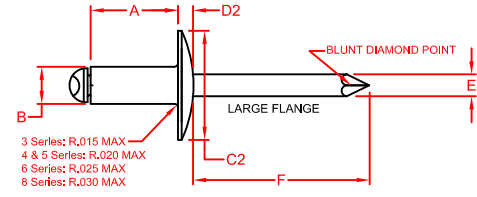
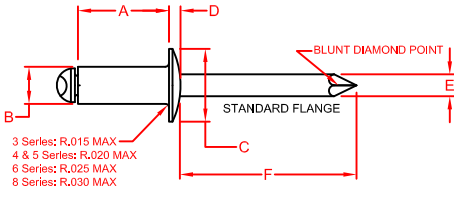


RIVETKING® STANDARD BLIND RIVETS ALUMINUM / ALUMINUM - OPEN END



| RIVET DIA. | SIZE CODE | GRIP RANGE | | A | B | E | F | SHEAR LBS.F | TENSILE LBS.F |
|------------|-----------|------------|-------|--------|--------------|-------------|------------------|-------------|---------------|
| | | MIN | MAX | LENGTH | BODY DIA. | MANDREL DIA | MANDREL PROTRUDE | | |
| NOM. | SIZE | MIN | MAX | MAX | | NOM. | MIN. | MIN. | MIN. |
| 3/32" | 32 | .020 | .125 | .250 | .096 | .057 | 1.00 | 70 | 80 |
| | 34 | .126 | .250 | .375 | .090 | | | | |
| 1/8" | 41 | .020 | .062 | .212 | .128 .122 | .076 | 1.00 | 120 | 150 |
| | 42 | .063 | .125 | .275 | | | | | |
| | 43 | .126 | .187 | .337 | | | | | |
| | 44 | .126* | .250 | .400 | | | | | |
| | 45 | .251 | .312 | .462 | | | | | |
| | 46 | .251 | .375 | .525 | | | | | |
| | 48 | .376 | .500 | .650 | | | | | |
| 5/32" | 410 | .501 | .625 | .775 | .159 .153 | .096 | 1.06 | 190 | 230 |
| | 52 | .020 | .125 | .300 | | | | | |
| | 53 | .126 | .187 | .362 | | | | | |
| | 54 | .126* | .250 | .425 | | | | | |
| | 56 | .251 | .375 | .550 | | | | | |
| | 58 | .376 | .500 | .675 | | | | | |
| | 510 | .501 | .625 | .800 | | | | | |
| 3/16" | 62 | .020 | .125 | .325 | .191 .183 | .114 | 1.06 | 260 | 320 |
| | 63 | .126 | .187 | .387 | | | | | |
| | 64 | .126* | .250 | .450 | | | | | |
| | 66 | .251 | .375 | .575 | | | | | |
| | 68 | .376 | .500 | .700 | | | | | |
| | 610 | .501 | .625 | .825 | | | | | |
| | 612 | .626 | .750 | .950 | | | | | |
| | 614 | .751 | .875 | 1.075 | | | | | |
| | 616 | .876 | 1.000 | 1.200 | | | | | |
| | 620 | 1.126 | 1.250 | 1.450 | | | | | |
| 1/4" | 82 | .020 | .125 | .375 | .255 .246 | .151 | 1.25 | 460 | 560 |
| | 84 | .126 | .250 | .500 | | | | | |
| | 86 | .251 | .375 | .625 | | | | | |
| | 88 | .376 | .500 | .750 | | | | | |
| | 810 | .501 | .625 | .875 | | | | | |
| | 812 | .626 | .750 | 1.000 | | | | | |
| | 814 | .751 | .875 | 1.125 | | | | | |
| | 816 | .876 | 1.000 | 1.250 | | | | | |
| | 818 | 1.001 | 1.125 | 1.375 | | | | | |
| | 820 | 1.126 | 1.250 | 1.500 | | | | | |

| STANDARD FLANGE - DOME HEAD | | |
|-----------------------------|-----------|---------------|
| PART NUMBER | C | D |
| | HEAD DIA. | HEAD HT. MAX. |
| ABA 32 | .198 | .032 |
| ABA 34 | .178 | |
| ABA 41 | | |
| ABA 42 | | |
| ABA 43 | | |
| ABA 44 | .262 | .040 |
| ABA 45 | .238 | |
| ABA 46 | | |
| ABA 48 | | |
| ABA 410 | | |
| ABA 52 | | |
| ABA 53 | | |
| ABA 54 | | |
| ABA 56 | .328 | .050 |
| ABA 58 | .296 | |
| ABA 510 | | |
| ABA 512 | | |
| ABA 62 | | |
| ABA 63 | | |
| ABA 64 | | |
| ABA 66 | | |
| ABA 68 | .394 | .060 |
| ABA 610 | .356 | |
| ABA 612 | | |
| ABA 614 | | |
| ABA 616 | | |
| ABA 620 | | |
| ABA 82 | | |
| ABA 84 | | |
| ABA 86 | | |
| ABA 88 | | |
| ABA 810 | .525 | .080 |
| ABA 812 | .475 | |
| ABA 814 | | |
| ABA 816 | | |
| ABA 818 | | |
| ABA 820 | | |

| LARGE FLANGE - DOME HEAD | | |
|--------------------------|-----------|---------------|
| PART NUMBER | C2 | D2 |
| | HEAD DIA. | HEAD HT. MAX. |
| ABA 32LF | .293 | .040 |
| ABA 34LF | .269 | |
| ABA 41LF | | |
| ABA 42LF | | |
| ABA 43LF | | |
| ABA 44LF | .390 | .065 |
| ABA 45LF | .360 | |
| ABA 46LF | | |
| ABA 48LF | | |
| ABA 410LF | | |
| ABA 52LF | | |
| ABA 53LF | | |
| ABA 54LF | | |
| ABA 56LF | .488 | .075 |
| ABA 58LF | .448 | |
| ABA 510LF | | |
| ABA 512LF | | |
| ABA 62LF | | |
| ABA 63LF | | |
| ABA 64LF | | |
| ABA 66LF | | |
| ABA 68LF | .650 | .092 |
| ABA 610LF | .600 | |
| ABA 612LF | | |
| ABA 614LF | | |
| ABA 616LF | | |
| ABA 620LF | | |
| ABA 82LF | | |
| ABA 84LF | | |
| ABA 86LF | | |
| ABA 88LF | | |
| ABA 810LF | .780 | .107 |
| ABA 812LF | .720 | |
| ABA 814LF | | |
| ABA 816LF | | |
| ABA 818LF | | |
| ABA 820LF | | |

| COUNTERSUNK HEAD | | |
|------------------|-----------|---------------|
| PART NUMBER | C3 | D3 |
| | HEAD DIA. | HEAD HT. REF. |
| ACA 32 | .187 | .027 |
| ACA 34 | .161 | |
| ACA 41 | | |
| ACA 42 | | |
| ACA 43 | | |
| ACA 44 | .233 | .031 |
| ACA 45 | .207 | |
| ACA 46 | | |
| ACA 48 | | |
| ACA 410 | | |
| ACA 52 | | |
| ACA 53 | | |
| ACA 54 | | |
| ACA 56 | .294 | .040 |
| ACA 58 | .268 | |
| ACA 510 | | |
| ACA 512 | | |
| ACA 62 | | |
| ACA 63 | | |
| ACA 64 | | |
| ACA 66 | | |
| ACA 68 | .361 | .050 |
| ACA 610 | .335 | |
| ACA 612 | | |
| ACA 614 | | |
| ACA 616 | | |
| ACA 620 | | |
| ACA 82 | | |
| ACA 84 | | |
| ACA 86 | | |
| ACA 88 | | |
| ACA 810 | .484 | .060 |
| ACA 812 | .456 | |
| ACA 814 | | |
| ACA 816 | | |
| ACA 818 | | |
| ACA 820 | | |

| | | | | | | | | | | | | |
|---------------------------------|--|---------------------------------------|--|--|-----------|---------|----------|----------|---------|---------|--------|------|
| DATE: 4-1-08 | CHECKED: JGE | SHEET 1 OF 1 | DESCRIPTION: ALL ALUMINUM BLIND RIVETS | 3-16-2016 | 5-10-11 | 12-8-08 | 11-06-08 | 9-15-08 | 8-12-08 | 1-1-08 | DATE | |
| DRAWN: SBS | DATE: 4-1-08 | CHECKED: JGE | SHEET 1 OF 1 | DESCRIPTION: ALL ALUMINUM BLIND RIVETS | 3-16-2016 | 5-10-11 | 12-8-08 | 11-06-08 | 9-15-08 | 8-12-08 | 1-1-08 | DATE |
| LIMITS UNLESS STATED | DECIMAL ANGULAR SURFACE TEXTURE | #.015 ±2° | ORIGINAL SHEET SIZE 8.5" X 11" | DESCRIPTION: ALL ALUMINUM BLIND RIVETS | 3-16-2016 | 5-10-11 | 12-8-08 | 11-06-08 | 9-15-08 | 8-12-08 | 1-1-08 | DATE |
| INDUSTRIAL Rivet & Fastener Co. | 200 PARTS AVENUE NORTHVALE, NJ, 07647 TEL: (201) 750 1040 info@rivetking.com | REV: G | DESCRIPTION: ALL ALUMINUM BLIND RIVETS | 3-16-2016 | 5-10-11 | 12-8-08 | 11-06-08 | 9-15-08 | 8-12-08 | 1-1-08 | DATE | |
| DRAWING NUMBER: ABA-ACA SERIES | MASTER DWG: BR-0E-2008-1 | LOCN: SER/REV/UPRINTS/4-INTERNAL/MAST | DESCRIPTION: ALL ALUMINUM BLIND RIVETS | 3-16-2016 | 5-10-11 | 12-8-08 | 11-06-08 | 9-15-08 | 8-12-08 | 1-1-08 | DATE | |