


RIVETKING® RIVETNUTS



<p>IKF SERIES® STANDARD RIVETNUT RIBBED BODY • LOW PROFILE HEAD</p>  <p>PAGES 03,04,06</p>	<p>IKR SERIES® STANDARD RIVETNUT • RIBBED BODY • REDUCED HEAD</p>  <p>PAGE 11</p>	<p>IRL SERIES™ STANDARD RIVETNUT • SMOOTH BODY • LARGE HEAD</p>  <p>PAGE 02</p>	<p>IRR SERIES™ STANDARD RIVETNUT • SMOOTH BODY • REDUCED HEAD</p>  <p>PAGE 11</p>	
<p>ISR SERIES™ STANDARD RIVETNUT • SWAGING • STRAIGHT KNURL</p>  <p>PAGES 03,04,06</p>	<p>ISN SERIES® STANDARD RIVETNUT • SWAGING • DIAMOND KNURL (FOR PLASTICS)</p>  <p>PAGE 11</p>	<p>IHF SERIES™ STANDARD RIVETNUT • HALF HEX BODY • LOW PROFILE HEAD</p>  <p>PAGE 02</p>	<p>NKL SERIES™ EUROPEAN STANDARD RIVETNUT • RIBBED BODY • LARGE HEAD</p>  <p>PAGE 11</p>	
<p>NKR SERIES™ EUROPEAN STANDARD RIVETNUT • RIBBED BODY • REDUCED HEAD</p>  <p>PAGES 03,04,06</p>	<p>NKC SERIES™ EUROPEAN STANDARD RIVETNUT • RIBBED BODY • COUNTERSUNK HEAD</p>  <p>PAGE 11</p>	<p>NSL SERIES™ EUROPEAN STANDARD RIVETNUTS • SMOOTH BODY • LARGE SERRATED HEAD</p>  <p>PAGE 02</p>	<p>NHL SERIES™ EUROPEAN STANDARD RIVETNUTS • FULL HEX BODY • LARGE HEAD</p>  <p>PAGE 11</p>	
<p>NHR SERIES™ EUROPEAN STANDARD RIVETNUT • FULL HEX BODY • REDUCED HEAD</p>  <p>PAGES 03,04,06</p>	<p>IPB SERIES™ STANDARD RIVETNUT • QUADRANUT • PRE-BULBED SHANK</p>  <p>PAGE 11</p>	<p>IPN SERIES™ STANDARD RIVETNUT • QUADRANUT • STRAIGHT SHANK</p>  <p>PAGE 02</p>	<p>JK SERIES™ STANDARD RIVETNUT • QUADRANUT • STAMPED</p>  <p>PAGE 11</p>	<p>JF SERIES™ STANDARD RIVETNUT • RUBBERNUT</p>  <p>PAGE 11</p>

RivetKing® RivetNut Product Overview

RIVET NUTS



RIVETKING®		AVK®	BoIHOFF®	AVDEL®	SHEREX®	ATLAS®	POP®	MARSON®	RIBBED BODY	SMOOTH BODY	HALF HEX BODY	FULL HEX BODY	SLOTTED BODY (VARIABLE GRIP RANGE)	LOW PROFILE HEAD	REDUCED HEAD	LARGE HEAD	COUNTERSUNK	FASTENING TO METAL	FASTENING TO WOOD	FASTENING TO BLIND HOLES	SMALL BLINDSIDE PROTRUSION / FOOTPRINT	FOR ROUND HOLES	FOR HEXAGON HOLES	FOR USE WITH SPIN/PULL TOOLS	
AMERICAN STANDARD, INCH AND METRIC																									
IKF™	AMERINUT™	A-L	-	DL	CAL	AEL	TL	573	◆					◆				◆					◆	◆	
IKR™	AMERINUT™	A-K	-	DK	CAK	AEK	TK		◆						◆			◆					◆	◆	
IRL™	AMERINUT™	R-N	RIVNUT® (FLAT HEAD)	-	CA	AES	ST	571 / 572	◆							◆		◆					◆	◆	
IRR™	AMERINUT™	A-O	-	9654/9655	CAO	AEO		574 / 575	◆						◆			◆					◆	◆	
IHF™	AMERINUT™	A-H	-	-	CAH	AEH	TH			◆				◆				◆						◆	
ISR™	SWAGENUT™	A-T	-	SUPERSERT® (FB08)	CFT	AET		578 / 579	◆									◆			◆	◆	◆	◆	
ISN™	SWAGENUT™	A-W	-	-	CFW	AEW									◆			◆	◆	◆	◆	◆	◆	◆	
IPN™	QUADRANUT™	A-R	PLUSNUT® (SXPN-P)	VERSANUT® (VN21)	CPN	AES-P							◆		◆			◆					◆	◆	
IPB™	QUADRANUT™	A-R	PLUSNUT® (SXPN-PB)	VERSANUT® (VN21)	CPB	AES-P-PB							◆		◆			◆					◆	◆	
JK™	JK NUT™	-	-	-	-	-	JACKNUT®						◆		◆			◆					◆	◆	
JN™	RUBBERNUT™	-	-	-	-	-	WELLNUT®		◆							◆		◆	◆				◆	◆	
EUROPEAN STANDARD, INCH AND METRIC																									
NKL™	EURONUT™	-	EZ (6211)	EUROsert®**	CLM	AEFK			◆								◆	◆					◆	◆	
NKR™	EURONUT™	-	EZ (6212)	EUROsert®**	CKM	AETK			◆						◆			◆					◆	◆	
NKC™	EURONUT™	-	RIVNUT® (C'SUNK HEAD)	TSN®**	UFO RS	AECK			◆								◆	◆					◆	◆	
NSL™	EURONUT™	-	-	TSN®**	UPO				◆								◆	◆					◆	◆	
NHL™	EURONUT™	-	EZ (6221)	HEXsert®**	CFM	AEFH				◆					◆			◆					◆	◆	
NHR™	EURONUT™	-	EZ (6222)	HEXsert®**	CFSM	AETH				◆					◆			◆					◆	◆	

◆ STANDARD FEATURE ◆ APPLICATION / PRODUCT DEPENDENT

RIVETKING® TOOLS FOR RIVET NUTS

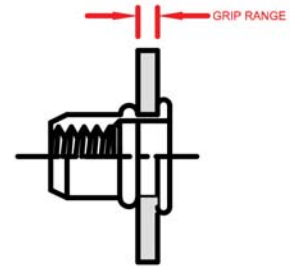


MODEL		#6-32 (M3)	#8-32 (M4)	#10-32 (M5)	1/4-20" (M6)	5/16-18" (M8)	3/8-16" (M10)	1/2-13" (M12)	SET TO STALL	SET TO STROKE	SET TO PRESURE	SET TO FORCE	1 BUTTON TRIGGER	2 BUTTON TRIGGER	AUTO REVERSE	LCD DISPLAY	WIFI OPTION	FORCE SENSOR OPTION	BARCODE SETUP	PROGRAMABLE	ERGONOMIC	ADVANCED ERGONOMICS	QUICKCHANGE SYSTEM (TOOLESS)	QUICKCHANGE SYSTEM (TOOLESS)	BODY BOOT PROTECTION	CARRY CASE & TOOL ORGANIZER	ADJUSTABLE AIR INLET	CORDLESS	12 MONTH WARRANTY	24 MONTH WARRANTY	EXTENDED WARRANTY
SPIN-SPIN SERIES	RK-1500Q		●	●	●				●					●							●								△		
	RK-500Q				●	●			●					●								●							△		
	RK-280						●	●	●					●								●							△		
SPIN-PULL SERIES	RK-50SP	●	●	●	●	●	●	△			●		●		●						●	●	●	●	△	●			●		○
	RK-55SPS	●	●	●	●	●	●	●		●			●		●						●	●	●	●	●	●	●			●	
FREESET® SERIES	RK-787	●	●	●	●	●	△			●	●	○	●		●	●	○	○	○	○	●	●	●	●				●	●		○

RivetKing[®] RivetNut Design Considerations

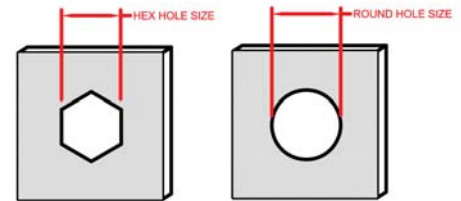
A. GRIP RANGE

Determining the length of the rivet is critical to insure the rivetnut will function as it was designed. If the rivetnut is applied over or under its intended grip range, it will not work properly. Be sure to accommodate for the “theoretical” grip versus the “actual” grip. While two pieces of sheet metal each are .055 thick, it doesn’t necessarily mean that the actual grip will be .110. Burrs or bends in the sheet metal could affect the theoretical grip.



B. HOLE SIZE & SHAPE

The Rivetnut will only work if it is within the prescribed hole size. Additionally, the design engineer should calculate the manufacturing tolerances of the hole to insure proper fit so that interference issues will not surface at a later time. Holes should be round for round body rivet nuts, and hex for hex body rivet nuts. Oval, Square or out-of-round shapes require a rivetnut to be custom produced.

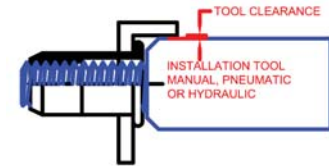


CLEARANCES

This is one of the most common oversights occurring in product designs.

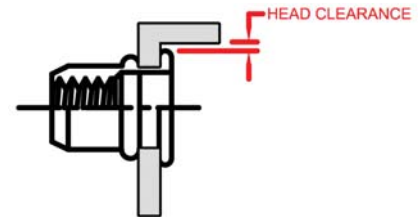
C. TOOL CLEARANCE

Sufficient clearances (above the hole) for which the rivet will go through so that riveting equipment can sufficiently access the hole to be riveted without interference. Be sure to select the riveting equipment in the design phase to prevent the need for customized and potentially costly tooling modifications.



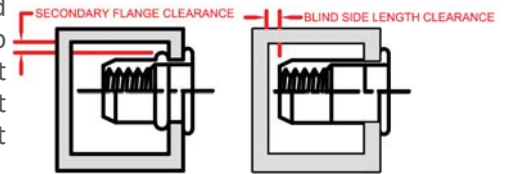
D. HEAD CLEARANCE

Axial access is required on the primary sheet to be riveted to allow for the flange to overlap the hole without interference. When designing the primary hole, make sure to calculate the head diameter and its tolerances and layout the foot print of the head on the hole. This is especially critical when riveting on brackets, near other hardware, or next to bends, folds, extrusions and/or cutouts on the sheet metal.



E. BLIND SIDE CLEARANCE

Since the blind side of the rivet nut is designed to form into a secondary flanged bearing surface, it is important to leave room for the flange to expand and to seat properly. Additionally, the collapsed height is shorter than the height before installation. Make sure the backside can accommodate the entire rivet before riveting. Testing should be done in the design phase to calculate what distances are needed.



GALVANIC ACTION

Galvanic action is seldom considered in design but can often be one of the hidden causes of failures. Galvanic corrosion is accelerated electromechanical corrosion produced when a noble metal is in contact with another less noble metal, both being in corroding medium (such as damp air). The less-noble metal corrodes at faster rate than normal while the noble metal acquires greater corrosion protection. For an example, an aluminum (less-noble metal) rivet in copper (more--noble metal) would cause aluminum to corrode at an accelerated rate while the copper would be virtually unattacked. Should you be in a position of having to join two dissimilar metals, be sure to consult the galvanic series table.

CORROSION PROTECTION

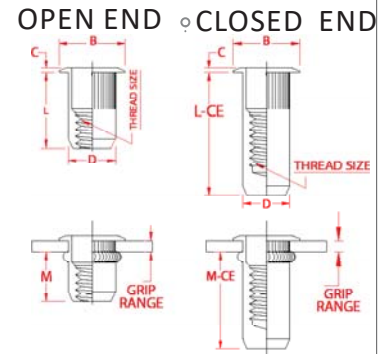
The corrosion factor of a particular rivet is dependent on the corrosivity of the base metal, the protection layer (plating), and the conversion layer (chromate). Being that the most cost effective material to produce is steel, most prefer to protect the steel with a plating such as Zinc and a chromate. Rivetnuts require a specialized plating & wax therefore it is highly suggested the manufacturer perform this task. Do not attempt to reprocess rivetnuts! For standard performance a SST rating (salt spray test) is about 48 hours until Red Rust. Other platings such as Zinc alloy’s (ZiNi, ZnFe, ZnTi) that are available which can extend the SST rating to 840 hours until red rust. Be sure the plating is tested by the manufacturer per ASTM B117 standard and that the manufacturers’ lab is proficiency tested semi-annually.

IKF Series[®] Low Profile Head · Knurled Body

THINWALL AMERICAN STANDARD RIVETNUTS

IKF SERIES[®]

The RivetKing IKF Series is a thinwall Rivetnut with a low profile head. Its design is such that spin/spin tools can easily collapse and properly set the rivet nut. The low profile head is nearly flush and offers greater bearing surface compared with IKR series. Spin-Spin or Spin-Pull tools can be used to apply IKF series rivetnuts.



NORM.	THREAD SIZE	GRIP RANGE	PART CODE	OPEN END					CLOSED END					HOLE SIZE IN SHEET	
				L +/- .015" +/-0.38mm	B +/- .015	C Nom.	D Max.	M Ref.	L-CE +/- .015	B +/- .015	C Nom.	D Max.	K Min.		M Ref.
INCH	6-32 UNC	.020-.080	6C1IKF	.420	.390	.030	.265	.305	.740	.390	.030	.265	.43	.640	.266
		.080-.130	6C2IKF	.470	.390	.030	.265	.305	.740	.390	.030	.265	.43	.580	.266
	8-32 UNC	.020-.080	8C1IKF	.420	.390	.030	.265	.305	.740	.390	.030	.265	.43	.640	.266
		.080-.130	8C2IKF	.470	.390	.030	.265	.305	.740	.390	.030	.265	.43	.580	.266
	10-32 UNC	.020-.130	10F1IKF	.475	.415	.030	.296	.315	.990	.415	.030	.296	.58	.845	.297
		.130-.225	10F2IKF	.585	.415	.030	.296	.315	.990	.415	.030	.296	.58	.735	.297
	1/4-20 UNC	.027-.165	25C1IKF	.580	.500	.030	.390	.380	1.190	.500	.030	.390	.70	1.005	.391
		.165-.260	25C2IKF	.680	.500	.030	.390	.380	1.190	.500	.030	.390	.70	.905	.391
	5/16-18 UNC	.027-.150	31C1IKF	.690	.685	.035	.530	.470	1.390	.685	.035	.530	.82	1.175	.531
		.150-.312	31C2IKF	.805	.685	.035	.530	.425	1.390	.685	.035	.530	.82	1.025	.531
	3/8-16 UNC	.027-.150	37C1IKF	.690	.685	.035	.530	.470	1.390	.685	.035	.530	.83	1.175	.531
		.150-.312	37C2IKF	.805	.685	.035	.530	.425	1.390	.685	.035	.530	.83	1.025	.531
	1/2-13 UNC	.063-.200	50C1IKF	1.150	.865	.047	.685	.850	1.960	.865	.047	.685	1.10	1.665	.688
		.200-.350	50C2IKF	1.300	.865	.047	.685	.850	1.960	.865	.047	.685	1.10	1.515	.688
		.350-.500	50C3IKF	1.450	.865	.047	.685	.850	1.960	.865	.047	.685	1.10	1.315	.688

	THREAD SIZE	GRIP RANGE	PART CODE											HOLE SIZE	
				L +/- .015" +/-0.38mm	B +/- .015	C Nom.	D Max.	M Ref.	L-CE +/- .015	B +/- .015	C Nom.	D Max.	K Min.		M Ref.
METRIC (MM)	M4 X 0.7	0.5-2.0	.40C1IKF	10.67	9.91	0.76	6.73	7.75	18.8	9.91	0.76	6.73	11.6	16.26	6.75
		2.0-3.3	.40C2IKF	11.94	9.91	0.76	6.73	7.75	18.8	9.91	0.76	6.73	11.6	14.73	6.75
	M5 X 0.8	0.5-3.3	.50C1IKF	12.07	10.54	0.76	7.52	8	25.15	10.54	0.76	7.52	15.6	21.46	7.6
		3.3-5.7	.50C2IKF	14.86	10.54	0.76	7.52	8	25.15	10.54	0.76	7.52	15.6	18.67	7.6
	M6 X 1.0	0.7-4.2	.60C1IKF	14.73	12.7	0.76	9.91	9.65	30.23	12.7	0.76	9.91	17.5	25.53	10
		4.2-6.6	.60C2IKF	17.27	12.7	0.76	9.91	9.65	30.23	12.7	0.76	9.91	17.5	22.99	10
	M8 X 1.25	0.7-3.8	.80C1IKF	17.53	17.4	0.89	13.46	11.94	35.31	17.4	0.89	13.46	20.2	29.85	13.5
		3.8-7.9	.80C2IKF	20.45	17.4	0.89	13.46	10.8	35.31	17.4	0.89	13.46	20.2	26.04	13.5
	M10 X 1.5	0.7-3.8	.100C1IKF	17.53	17.4	0.89	13.46	11.94	35.31	17.4	0.89	13.46	20.8	29.85	13.5
		3.8-7.9	.100C2IKF	20.45	17.4	0.89	13.46	10.8	35.31	17.4	0.89	13.46	20.8	26.04	13.5
	M12 X 1.75	1.6-5.1	.120C1IKF	29.21	21.97	1.19	17.4	21.59	49.78	21.97	1.19	17.4	17.94	42.29	17.47
		5.1-8.9	.120C2IKF	33.02	21.97	1.19	17.4	21.59	49.78	21.97	1.19	17.4	27.94	38.48	17.47

****LONGER GRIP RANGES AND CLOSED END PARTS ARE AVAILABLE UPON REQUEST****

IKR Series® Reduced Head · Knurled Body

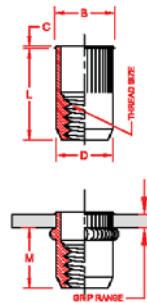
THINWALL AMERICAN STANDARD RIVETNUTS

IKR SERIES®

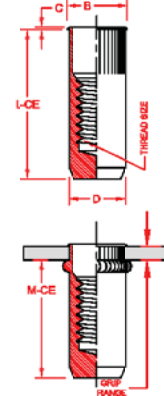
The RivetKing IKR Series is a thinwall Rivetnut with a reduced head. Its design is such that spin/spin tools can easily collapse and properly set the rivet nut. The reduced head provides for a completely flush installation in the sheet metal. Spin-Spin or Spin-Pull tools can be used to apply IKF series rivetnuts.



CLOSE END



OPEN END



INCH

NORM.	THREAD SIZE	GRIP RANGE	PART CODE	OPEN END					CLOSED END					HOLE SIZE IN SHEET +.006-.000	
				A +/- .015	B +/- .015	C Nom.	D Max.	M Ref.	L +/- .015	B +/- .015	C Nom.	D Max.	K Min.		M Ref.
INCH	6-32 UNC	.020-.080	6C1IKR	.420	.310	.019	.265	.305	.740	.310	.019	.265	.43	.640	.266
		.080-.130	6C2IKR	.470	.310	.019	.265	.305	.740	.310	.019	.265	.43	.580	.266
	8-32 UNC	.020-.080	8C1IKR	.420	.310	.019	.265	.305	.740	.310	.019	.265	.43	.640	.266
		.080-.130	8C2IKR	.470	.310	.019	.265	.305	.740	.310	.019	.265	.43	.580	.266
	10-32 UNC	.020-.130	10F1IKR	.475	.340	.019	.296	.315	.990	.340	.019	.296	.58	.845	.297
		.130-.225	10F2IKR	.585	.340	.019	.296	.315	.990	.340	.019	.296	.58	.735	.297
	1/4-20 UNC	.027-.165	25C1IKR	.580	.455	.022	.390	.380	1.190	.455	.022	.390	.70	1.005	.391
		.165-.260	25C2IKR	.680	.455	.022	.390	.380	1.190	.455	.022	.390	.70	.905	.391
	5/16-18 UNC	.027-.150	31C1IKR	.690	.595	.022	.530	.470	1.390	.595	.022	.530	.82	1.175	.531
		.150-.312	31C2IKR	.805	.595	.022	.530	.425	1.390	.595	.022	.530	.82	1.025	.531
	3/8-16 UNC	.027-.150	37C1IKR	.690	.595	.022	.530	.470	1.390	.595	.022	.530	.83	1.175	.531
		.150-.312	37C2IKR	.805	.595	.022	.530	.425	1.390	.595	.022	.530	.83	1.025	.531
				+/- 0.38	+/- 0.38				+/- 0.38	+/- 0.38					+0.15
METRIC (MM)	M4 X 0.7	0.5-2.0	.40C1IKR	10.67	7.87	0.48	6.73	7.75	18.8	7.78	0.48	6.73	11.6	16.26	6.75
		2.0-3.3	.40C2IKR	11.94	7.87	0.48	6.73	7.75	18.8	7.87	0.48	6.73	11.6	14.73	6.75
	M5 X 0.8	0.5-3.3	.50C1IKR	12.07	7.64	0.48	7.52	8.00	25.15	8.64	0.48	7.52	15.6	21.46	7.60
		3.3-5.7	.50C2IKR	14.86	8.64	0.48	7.52	8.00	25.15	8.64	0.48	7.52	15.6	18.67	7.60
	M6 X 1.0	0.7-4.2	.60C1IKR	14.73	11.56	0.55	9.91	9.65	30.23	11.56	0.55	9.91	17.5	25.53	10.00
		4.2-6.6	.60C2IKR	17.27	11.56	0.55	9.91	9.65	30.23	11.56	0.55	9.91	17.5	22.99	10.00
	M8 X 1.25	0.7-3.8	.80C1IKR	17.53	15.11	0.55	13.46	11.94	35.31	15.11	0.55	13.46	20.2	29.85	13.50
		3.8-7.9	.80C2IKR	20.45	15.11	0.55	13.46	10.80	35.31	15.11	0.55	13.46	20.2	26.04	13.50
	M10 X 1.5	0.7-3.8	.100C1IKR	17.53	15.11	0.55	13.46	11.94	35.31	15.11	0.55	13.46	20.8	29.85	13.50
		3.8-7.9	.100C2IKR	20.45	15.11	0.55	13.46	10.80	35.31	15.11	0.55	13.46	20.8	26.04	13.50

****LONGER GRIP RANGES AND CLOSED END PARTS ARE AVAILABLE UPON REQUEST****



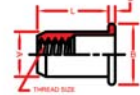
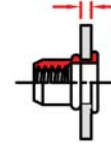
IRL Series™ Large Head · Heavy Duty · Smooth Body

THICKWALL AMERICAN STANDARD RIVETNUTS · FOR HEAVY DUTY APPLICATIONS



IRL SERIES®

The robust IRL series offers higher pullout resistance and increased endurance of the joint and assembly. Spin-Pull tools are NOT recommended for installation of IRL series rivetnuts.



INCH

PART CODE	THREAD SIZE	GRIP CODE	GRIP RANGE	LENGTH +/-015	HEAD DIA +/-015	HEAD HEIGHT NOMINAL	BODY DIA. +.000/-004	HOLE SIZE +.003/-000
4C1IRL	4-40 UNC	#1	.010 - .060	.345	.270	.025	.155	.155
4C2IRL	4-40 UNC	#2	.060 - .085	.370	.270	.025	.155	.155
4C3IRL	4-40 UNC	#3	.085 - .110	.400	.270	.025	.155	.155
6C1IRL	6-32 UNC	#1	.010 - .075	.438	.325	.032	.189	.189
6C2IRL	6-32 UNC	#2	.075 - .120	.500	.325	.032	.189	.189
6C3IRL	6-32 UNC	#3	.120 - .160	.500	.325	.032	.189	.189
8C1IRL	8-32 UNC	#1	.010 - .075	.438	.357	.032	.221	.221
8C2IRL	8-32 UNC	#2	.075 - .120	.500	.357	.032	.221	.221
8C3IRL	8-32 UNC	#3	.120 - .160	.500	.357	.032	.221	.221
10C1IRL	10-24 UNC	#1	.010 - .080	.531	.406	.038	.250	.250
10C2IRL	10-24 UNC	#2	.080 - .130	.594	.406	.038	.250	.250
10C3IRL	10-24 UNC	#3	.130 - .180	.641	.406	.038	.250	.250
10F1IRL	10-32 UNF	#1	.010 - .080	.531	.406	.038	.250	.250
10F2IRL	10-32 UNF	#2	.080 - .130	.594	.406	.038	.250	.250
10F3IRL	10-32 UNF	#3	.130 - .180	.641	.406	.038	.250	.250
25C1IRL	1/4-20 UNC	#1	.020 - .080	.625	.475	.058	.332	.332
25C2IRL	1/4-20 UNC	#2	.080 - .140	.687	.475	.058	.332	.332
25C3IRL	1/4-20 UNC	#3	.140 - .200	.750	.475	.058	.332	.332
31C1IRL	5/16-18 UNC	#1	.030 - .125	.750	.665	.062	.413	.413
31C2IRL	5/16-18 UNC	#2	.125 - .200	.875	.665	.062	.413	.413
31C3IRL	5/16-18 UNC	#3	.200 - .275	.937	.665	.062	.413	.413
37C1IRL	3/8-16 UNC	#1	.030 - .125	.844	.781	.088	.490	.490
37C2IRL	3/8-16 UNC	#2	.125 - .200	.938	.781	.088	.490	.490
37C3IRL	3/8-16 UNC	#3	.200 - .275	1.031	.781	.088	.490	.490
50C1IRL	1/2-13 UNC	#1	.050 - .150	.906	.906	.085	.625	.625
50C2IRL	1/2-13 UNC	#2	.150 - .250	1.031	.906	.085	.625	.625
50C3IRL	1/2-13 UNC	#3	.250 - .350	1.141	.906	.085	.625	.625

METRIC

(MM)

PART CODE	THREAD SIZE	GRIP CODE	GRIP RANGE	LENGTH +/-015	HEAD DIA +/-015	HEAD HEIGHT NOMINAL	BODY DIA. +.000/-004	HOLE SIZE +.003/-000
.30C1IRL	M3 x 0,5 ISO	#1	0,25 - 1,00	8,00	6,68	0,63	3,93	3,94
.30C2IRL	M3 x 0,5 ISO	#2	1,00 - 1,75	8,75	6,68	0,63	3,93	3,94
.30C3IRL	M3 x 0,5 ISO	#3	1,75 - 2,50	9,50	6,68	0,63	3,93	3,94
.40C1IRL	M4 x 0,7 ISO	#1	0,25 - 2,00	11,00	9,01	0,81	5,61	5,60
.40C2IRL	M4 x 0,7 ISO	#2	2,00 - 3,00	12,00	9,01	0,81	5,61	5,60
.40C3IRL	M4 x 0,7 ISO	#3	3,00 - 4,00	13,00	9,01	0,81	5,61	5,60
.50C1IRL	M5 x 0,8 ISO	#1	0,25 - 2,00	14,50	11,17	1,22	7,13	7,20
.50C2IRL	M5 x 0,8 ISO	#2	2,00 - 3,50	16,00	11,17	1,22	7,13	7,20
.50C3IRL	M5 x 0,8 ISO	#3	3,50 - 5,00	17,50	11,17	1,22	7,13	7,20
.60C1IRL	M6 x 1,0 ISO	#1	0,75 - 2,00	15,50	13,43	1,47	8,43	8,50
.60C2IRL	M6 x 1,0 ISO	#2	2,00 - 3,50	17,00	13,43	1,47	8,43	8,50
.60C3IRL	M6 x 1,0 ISO	#3	3,50 - 5,00	18,50	13,43	1,47	8,43	8,50
.80C1IRL	M8 x 1,25 ISO	#1	1,00 - 3,00	18,00	16,65	1,57	10,48	10,50
.80C2IRL	M8 x 1,25 ISO	#2	3,00 - 5,00	20,00	16,65	1,57	10,48	10,50
.80C3IRL	M8 x 1,25 ISO	#3	5,00 - 7,00	22,00	16,65	1,57	10,48	10,50
.100C1IRL	M10 x 1,5 ISO	#1	1,00 - 3,00	20,00	19,50	2,23	12,44	12,50
.100C2IRL	M10 x 1,5 ISO	#2	3,00 - 5,50	22,50	19,50	2,23	12,44	12,50
.100C3IRL	M10 x 1,5 ISO	#3	5,50 - 8,00	25,00	19,50	2,23	12,44	12,50
.120C1IRL	M12 x 1,75 ISO	#1	1,00 - 3,00	24,00	22,79	2,23	15,46	15,50
.120C2IRL	M12 x 1,75 ISO	#2	3,00 - 5,50	26,50	22,79	2,23	15,46	15,50
.120C3IRL	M12 x 1,75 ISO	#3	5,50 - 8,00	29,00	22,79	2,23	15,46	15,50

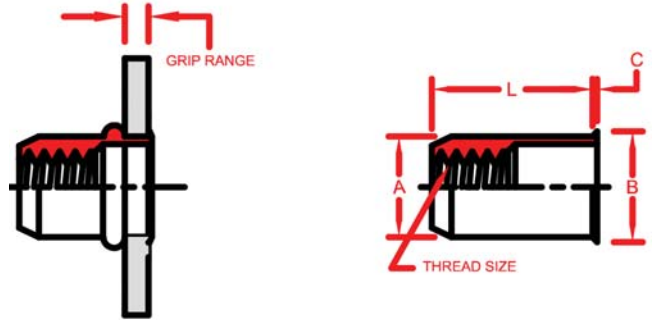
****LONGER GRIP RANGES AND CLOSED END PARTS ARE AVAILABLE UPON REQUEST****

IRR Series™ Reduced Head · Smooth Body

THINWALL AMERICAN STANDARD RIVET NUTS · FOR STANDARD HOLE SIZES

IRR SERIES®

The RivetKing IRR Series is a thinwall insert that has been designed specifically for convenience. Often the holes of hardware are pre-drilled or pre-punched to a standard hole size. This may cause difficulties with traditional rivetnuts which require an off-standard hole diameter. The IRR series have been produced to fit in common hole sizes that may be found in pre-designed hardware and assemblies.



INCH

PART NUMBER	THREAD SIZE (INCH)	GRIP RANGE	LENGTH +/- .015	HEAD DIA +/- .010	HEAD HEIGHT +/- .003	BODY DIA. MAX.	HOLE SIZE +.006/- .000
6C1IRR	6-32 UNC	.020-.080	.385	.295	.018	.249	.250
8C1IRR	8-32 UNC	.020-.080	.385	.295	.018	.249	.250
10C1IRR	10-24 UNC	.020-.130	.440	.320	.020	.280	.281
10F1IRR	10-32 UNC	.020-.130	.440	.320	.020	.280	.281
25C1IRR	1/4-20 UNC	.030-.165	.580	.425	.022	.374	.375
25F1IRR	1/4-28 UNF	.030-.165	.580	.425	.022	.374	.375
31C1IRR	5/16-18 UNC	.040-.200	.690	.560	.022	.499	.500
31F1IRR	5/16-24 UNF	.040-.200	.690	.560	.022	.499	.500
37C1IRR	3/8-16 UNC	.040-.200	.690	.560	.022	.499	.500
37F1IRR	3/8-24 UNF	.040-.200	.690	.560	.022	.499	.500

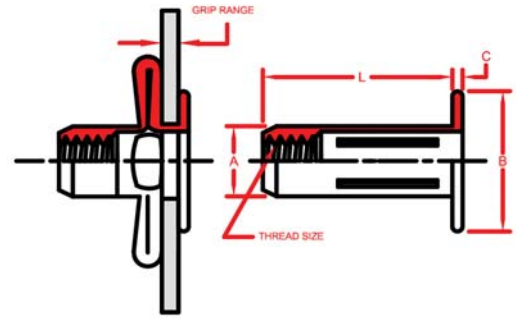
METRIC
(MM)

PART NUMBER	THREAD SIZE (METRIC)	GRIP RANGE	LENGTH +/- .4	HEAD DIA +/- .25	HEAD HEIGHT +/- .1	BODY DIA. MAX.	HOLE SIZE +.05/- 0
.30C1IRR	M3	0.50 - 1.50	8.70	5.40	0.30	4.92	5.10
.40C1IRR	M4	0.50 - 2.00	10.40	6.70	0.30	6.30	6.40
.50C1IRR	M5	0.50 - 3.00	11.50	7.90	0.40	7.10	7.20
.60C1IRR	M6	0.70 - 3.00	14.50	10.20	0.40	9.50	9.60
.80C1IRR	M8	0.80 - 4.50	16.00	11.30	0.40	10.50	10.60

****LONGER GRIP RANGES AND CLOSED END PARTS ARE AVAILABLE UPON REQUEST****

IPB & IPN SERIES

The RivetKing IPB and IPN Series Rivetnuts do what traditional rivet nuts cannot. This series is designed for soft materials such as plastics, fiberglass and thin sheet metal where increased pullout resistance is required. The fastener performance is dictated by the four folding tines that are extended during the riveting process. The result is an upset of metal that is nearly three times the diameter of the hole. This series is offered in both pre-bulbed & straight shank versions. The pre-bulbed version is designed to work with spin-spin tools, while the straight shank version is designed to work with spin-pull tools only.



IPN SERIES - STRAIGHT SHANK



IPB SERIES - PRE-BULBED



INCH	PART CODE (PRE-BULBED)	PART CODE (STRAIGHT SHANK)	THREAD SIZE (INCH)	GRIP CODE	GRIP RANGE	LENGTH MAX.	HEAD DIAMETER MAX.	HEAD HEIGHT +/- .005	BODY DIAMETER MAX.	HOLE SIZE +.006/- .000
	10C1IPB	10C1IPN*	10-24 UNC	#1	.020 - .175	.843	.510	.038	.329 (.272)*	.336 (.273)*
	10C2IPB	10C2IPN*	10-24 UNC	#2	.175 - .320	.936	.510	.038	.329 (.272)*	.336 (.273)*
	10F1IPB	10F1IPN*	10-32 UNF	#1	.020 - .175	.843	.510	.038	.329 (.272)*	.336 (.273)*
	10F2IPB	10F2IPN*	10-32 UNF	#2	.175 - .320	.936	.510	.038	.329 (.272)*	.336 (.273)*
	25C1IPB	25C1IPN*	1/4-20 UNC	#1	.020 - .280	1.015	.645	.059	.382 (.346)*	.390 (.347)*
	25C2IPB	25C2IPN*	1/4-20 UNC	#2	.280 - .500	1.249	.645	.059	.382 (.346)*	.390 (.347)*
	31C1IPB	31C1IPN*	5/16-18 UNC	#1	.020 - .280	1.156	.770	.062	.495 (.437)*	.500 (.438)*
	31C2IPB	31C2IPN*	5/16-18 UNC	#2	.280 - .500	1.390	.770	.062	.495 (.437)*	.500 (.438)*

METRIC (MM)	PART CODE (PRE-BULBED)	PART CODE (STRAIGHT SHANK)	THREAD SIZE (INCH)	GRIP CODE	GRIP RANGE	LENGTH MAX.	HEAD DIAMETER MAX.	HEAD HEIGHT +/- 0.13	BODY DIAMETER MAX.	HOLE SIZE +0.15/- .000
	.50C1IPB	.50C1IPN*	M5	#1	0.50 - 4.45	21.41	12.95	0.96	8.35 (7.47)*	8.55 (7.48)*
	.50C2IPB	.50C2IPN*	M5	#2	4.45 - 8.10	24.18	12.95	0.96	8.35 (7.47)*	8.55 (7.48)*
	.60C1IPB	.60C1IPN*	M6	#1	0.50 - 7.10	25.78	16.38	1.50	9.70 (8.79)*	10.00 (8.80)*
	.60C2IPB	.60C2IPN*	M6	#2	7.10 - 12.70	31.70	16.38	1.50	9.70 (8.79)*	10.00 (8.80)*
	.80C1IPB	.80C1IPN*	M8	#1	0.50 - 7.10	29.33	19.65	1.57	12.57 (11.10)*	12.70 (11.11)*
.80C2IPB	.80C2IPN*	M8	#2	7.10 - 12.70	35.28	19.65	1.57	12.57 (11.10)*	12.70 (11.11)*	

****LONGER GRIP RANGES AND CLOSED END PARTS ARE AVAILABLE UPON REQUEST****

JK NUT

The RivetKing JK Series, JK Nut is a low cost alternative to IPB Series in non-load bearing applications. Ideal applications for JK Nuts are when they can be applied to paperboard, cardboard, or thin plastics. For weather resistance, the JK nuts can be coated in vinyl in any color.



INCH

PART CODE	THREAD SIZE (INCH)	GRIP CODE	GRIP RANGE	LENGTH +.040/- .020	HEAD DIAMETER +/- 0.016	HEAD HEIGHT REF +/- 0.012	BODY DIAMETER MAX	HOLE SIZE
JK-0401	6-32 UNC	#1	0 - 0.197	0.661	0.488	0.063	0.335	0.315
JK-0402	6-32 UNC	#2	0.197 - 0.394	0.866	0.488	0.063	0.035	0.315
JK-0501	10-24 UNC	#1	0 - 0.197	0.724	0.551	0.063	0.413	0.394
JK-0502	10-24 UNC	#2	0.197 - 0.394	0.913	0.551	0.063	0.413	0.394
JK-0601	1/4-20 UNC	#1	0 - 0.197	0.732	0.630	0.063	0.492	0.472
JK-0602	1/4-20 UNC	#2	0.197 - 0.394	0.902	0.630	0.063	0.492	0.472
JK-0801	5/16-18 UNC	#1	0 - 0.197	0.748	0.709	0.071	0.610	0.591
JK-0802	5/16-18 UNC	#2	.197 - .315	0.945	0.709	0.071	0.610	0.591

METRIC
(MM)

PART CODE	THREAD SIZE (INCH)	GRIP CODE	GRIP RANGE	LENGTH + 1.0 / - .5	HEAD DIAMETER +/- 0.4	HEAD HEIGHT +/- 0.3	BODY DIAMETER MAX	HOLE SIZE
JK-0401M	M4	#1	0 - 5.0	16.80	12.40	1.60	8.50	8.00
JK-0402M	M4	#2	5.0 - 10.0	22.00	12.40	1.60	8.50	8.00
JK-0501M	M5	#1	0 - 5.0	18.40	14.00	1.60	10.50	10.00
JK-0502M	M5	#2	5.0 - 10.0	23.20	14.00	1.60	10.50	10.00
JK-0601M	M6	#1	0 - 5.0	18.60	16.00	1.60	12.50	12.00
JK-0602M	M6	#2	5.0 - 10.0	22.90	16.00	1.60	12.50	12.00
JK-0801M	M8	#1	0 - 5.0	19.00	18.00	1.80	15.50	15.00
JK-0802M	M8	#2	5.0 - 8.0	24.00	18.00	1.80	15.50	15.00

THE PART NUMBER IS COMPLETE BY ADDING THE MATERIAL AND FINISH CODES AS A SUFFIX TO THE PART CODE:

MATERIAL/FINISH CODES:

NO SUFFIX = Steel, Zinc Clear ROHS †
 BP = Brass, Plain

EXAMPLE:

Part Code JK-0401 in Steel,
 Zinc Clear Plating is... JK-0401
 † Indicates stocked configurations

RUBBER NUT

The RivetKing JF Series Rubber Nut are used as a removable rivetnut. Installation is performed with the bolt or screw itself. To remove the rivet nut, just remove the bolt or screw. Rubnuts can also be used as vibration isolators to prevent the rattle and pullout. Typical applications are for the installation of mirrors or other hardware in utility trucks, compressors, and engines.



INCH	PART CODE	THREAD SIZE (INCH)	GRIP CODE	GRIP RANGE	LENGTH REF.	HEAD DIAMETER REF.	HEAD HEIGHT REF.	BODY DIAMETER REF.	HOLE SIZE +.002/- .000
	JF-3100	6-32 UNC	#1	.015 - .156	.499	.433	.050	.311	.312
	JF-3250	6-32 UNC	#2	.375 - .511	.981	.551	.035	.240	.250
	JF-4100	8-32 UNC	#1	.015 - .156	.496	.433	.050	.311	.312
	JF-4140	8-32 UNC	#2	.015 - .172	.560	.750	.060	.311	.312
	JF-5150	10-32 UNF	#1	.015 - .192	.559	.500	.036	.374	.377
	JF-5170	10-32 UNF	#2	.035 - .232	.669	.562	.040	.374	.377
	JF-5190	10-32 UNF	#3	.030 - .227	.824	.750	.187	.374	.377
	JF-5250	10-32 UNF	#1	.300 - .600	1.04	.551	.051	.374	.503
	JF-6200	1/4-20 UNC	#2	.031 - .187	.831	.750	.187	.500	.503
	JF-6250	1/4-20 UNC	#3	.250 - .457	1.051	.641	.078	.500	.503
	JF-8200	5/16-18 UNC	#1	.016 - .156	.721	.846	.126	.625	.625
	JF-8250	5/16-18 UNC	#2	.156 - .375	1.100	.846	.225	.625	.625
	JF-1027	3/8-16 UNC	#2	.015 - .437	1.062	1.160	.187	.750	.753

METRIC (MM)	PART CODE	THREAD SIZE (INCH)	GRIP CODE	GRIP RANGE	LENGTH REF.	HEAD DIAMETER REF.	HEAD HEIGHT REF.	BODY DIAMETER REF.	HOLE SIZE +.002/- .000
	JF-3100M	M3-0.5	#1	0.40 - 4.00	12.60	11.00	1.20	7.90	7.90
	JF-3250M	M3-0.5	#2	9.50 - 15.40	24.90	14.00	0.90	6.10	6.10
	JF-4100M	M4-0.7	#1	0.40 - 4.00	12.60	11.00	1.20	7.90	7.90
	JF-4140M	M4-0.7	#2	0.40 - 4.40	14.20	19.05	1.50	7.90	7.90
	JF-5150M	M5-0.8	#1	0.40 - 4.90	14.10	12.70	0.90	9.60	9.60
	JF-5170M	M5-0.8	#2	0.85 - 5.90	17.00	14.00	1.00	9.60	9.60
	JF-5190M	M5-0.8	#3	0.80 - 5.80	20.95	18.95	4.40	9.60	9.60
	JF-5250M	M5-0.8	#1	7.90 - 15.00	26.50	14.00	1.30	9.60	9.60
	JF-6200M	M6-1.0	#2	0.80 - 4.70	21.10	19.05	4.75	12.70	12.70
	JF-6250M	M6-1.0	#3	6.40 - 11.50	26.70	16.30	2.00	12.70	12.70
	JF-8200M	M8-1.25	#1	0.40 - 4.00	18.30	21.50	3.20	15.90	15.90
	JF-8250M	M8-1.25	#2	3.95 - 9.50	27.90	21.50	5.70	15.90	15.90
	JF-1027M	M10-1.5	#2	0.38 - 11.10	27.00	29.50	4.75	19.05	19.05

****LONGER GRIP RANGES AND CLOSED END PARTS ARE AVAILABLE UPON REQUEST****

THE PART NUMBER IS COMPLETE BY ADDING THE MATERIAL AND FINISH CODES AS A SUFFIX TO THE PART CODE:

MATERIAL/FINISH CODES: NO SUFFIX = Brass/EPDM F
 BE = Brass/EPDM
 3N = Stainless/Neoprene
 3E = Stainless/EPDM

EXAMPLE:
 Part Code JF-3100 in
 Brass/Neoprene is... JK-0401

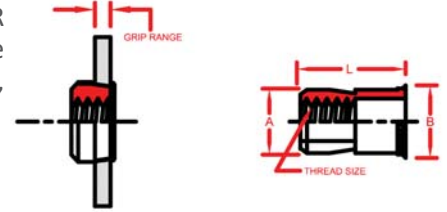
F Indicates stocked configurations

ISR & ISN Swaging Series™

AMERICAN STANDARD RIVETNUTS • FOR BLIND HOLES OR LARGE GRIP RANGE

ISR SWAGING SERIES™ | STRAIGHT KNURL - FOR METALS

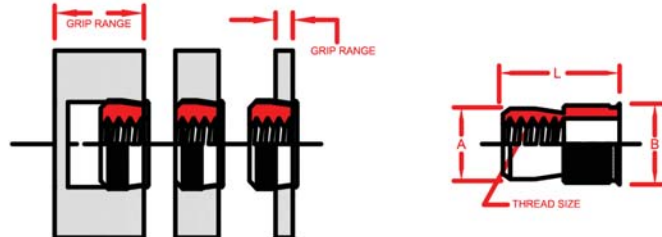
The RivetKing ISN/ISR Series has the grip range that most rivetnuts lack. It has an unlimited maximum grip range which will work in all thickness above .030 (ISR Series) and .062 (ISN Series). The ISR series is designed for use in any metal, while the ISN series is designed for use in any material softer than itself such as plastics, fiberglass, and plywood.



INCH	PART CODE	THREAD SIZE	HEAD DIA +/- .005	LENGTH +/- .015	BODY DIA. MAX.	RECOMMENDED HOLE SIZE			
						MATERIAL THICKNESS .030-.090	MATERIAL THICKNESS .091-.124	MATERIAL THICKNESS .125-.186	MATERIAL THICKNESS .187- OVER
	4C1ISR	4-40 UNC	0.211	0.370	0.1875	0.1875	0.1935	0.1935	0.1960
	6C1ISR	6-32 UNC	0.240	0.370	0.2185	0.2188	0.2210	0.2280	0.2280
	8C1ISR	8-32 UNC	0.269	0.370	0.2495	0.2500	0.2570	0.2656	0.2656
	10C1ISR	10-24 UNC	0.306	0.370	0.2805	0.2812	0.2900	0.2900	0.2969
	10F1ISR	10-32 UNF	0.306	0.370	0.2805	0.2812	0.2900	0.2900	0.2969
	25C1ISR	1/4-20 UNC	0.400	0.515	0.3745	0.3750	0.3750	0.3860	0.3906
	31C1ISR	5/16-18 UNC	0.528	0.615	0.4995	0.5000	0.5000	0.5156	0.5156
	37C1ISR	3/8-16 UNC	0.588	0.745	0.5165	0.5625	0.5625	0.5781	0.5781
	50C1ISR	1/2-13 UNC	0.800	0.935	0.7485	0.7500	0.7656	0.7810	0.7970

****METRIC SIZES ARE AVAILABLE ON REQUEST****

ISN SWAGING SERIES™ | DIAMOND KNURL - FOR PLASTICS / SOFT MATERIALS



INCH	PART CODE	THREAD SIZE	HEAD DIA +/- .005	LENGTH +/- .015	BODY DIA MAX.	HOLE SIZE +.005/- .000	MATERIAL THICKNESS
	8C1ISN	8-32 UNC	0.285	0.370	0.264	0.266	.062 MIN.
	10C1ISN	10-24 UNC	0.320	0.370	0.295	0.297	.062 MIN.
	10F1ISN	10-32 UNF	0.320	0.370	0.295	0.297	.062 MIN.
	25C1ISN	1/4-20 UNC	0.415	0.515	0.389	0.391	.062 MIN.
	31C1ISN	5/16-18 UNC	0.550	0.615	0.528	0.531	.062 MIN.
	37C1ISN	3/8-16 UNC	0.615	0.740	0.590	0.594	.062 MIN.

THE PART NUMBER IS COMPLETE BY ADDING THE MATERIAL AND FINISH CODES AS A SUFFIX TO THE PART CODE:

MATERIAL/FINISH CODES: SC1 = Steel, Cad Clear Plated
 SC2 = Steel, Cad Yellow Plated
 ST = Steel, Tin Plated ROHS
 BP = Brass, Plain Finish
 3P = 18-8 Stainless Steel, Plain

EXAMPLE:
 Part Code 6C1ISN in Steel,
 Tin ROHS Plating is... 6C1ISNST

****LONGER GRIP RANGES CLOSED END PARTS ARE AVAILABLE UPON REQUEST****
****METRIC SIZES ARE AVAILABLE ON REQUEST****

IHF Series™ Half Hex Body · Low Profile Head

THINWALL AMERICAN STANDARD RIVETNUTS • FOR USE WITH SPIN-SPIN TOOLS

IHF SERIES

The RivetKing IHF Series is a thinwall half hex insert for use in hexagon holes. The half hex thinwall rivetnut is designed for use with spin-spin tools. The torque to set is far less than the full hex heavy wall inserts. The low profile head is wide and thin and allows for a near flush installation. Spin-Spin or Spin-Pull tools can be used to set the IHF series.



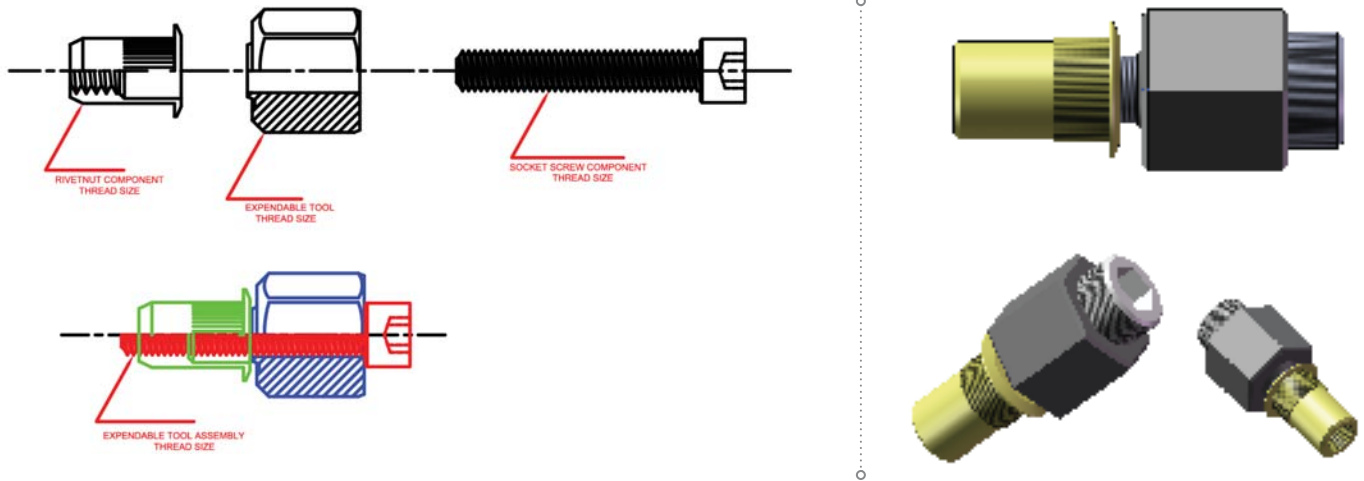
RIVETNUTS

INCH	OPEN END									CLOSED END					HOLE SIZE IN SHEET
	THREAD SIZE	GRIP RANGE	PART CODE	L +/- .015" +/-0.38mm	B +/- .015	C Nom.	D Max.	M Ref.	L-CE +/- .015	B +/- .015	C Nom.	D Max.	K Min.	M Ref.	+006-.000
	6-32 UNC	.020-.080	6C1IHF	.385	.375	.027	.245	.250	.740	.390	.030	.265	.43	.640	.266
	.080-.130	6C2IHF	.435	.375	.027	.245	.250	.740	.390	.030	.265	.43	.580	.266	
8-32 UNC	.020-.080	8C1IHF	.385	.375	.027	.245	.250	.740	.390	.030	.265	.43	.640	.266	
	.080-.130	8C2IHF	.435	.375	.027	.245	.250	.740	.390	.030	.265	.43	.580	.266	
10-32 UNC	.020-.130	10C1IHF	.435	.390	.027	.280	.281	.990	.415	.030	.296	.58	.845	.297	
	.130-.225	10C2IHF	.535	.390	.027	.280	.281	.990	.415	.030	.296	.58	.735	.297	
1/4-20 UNC	.020-.130	10F1IHF	.435	.390	.027	.280	.281	1.190	.500	.030	.390	.70	1.005	.391	
	.130-.225	10F2IHF	.535	.390	.027	.280	.281	1.190	.500	.030	.390	.70	.905	.391	
5/16-18 UNC	.027-.165	25C1IHF	.585	.510	.030	.374	.375	1.390	.685	.035	.530	.82	1.175	.531	
	.165-.260	25C2IHF	.685	.035	.030	.374	.375	1.390	.685	.035	.530	.82	1.025	.531	
3/8-16 UNC	.027-.165	25F1IHF	.585	.035	.030	.374	.375	1.390	.685	.035	.530	.83	1.175	.531	
	.165-.260	25F2IHF	.685	.035	.030	.374	.375	1.390	.685	.035	.530	.83	1.025	.531	
1/2-13 UNC	.027-.150	31C1IHF	.685	.047	.035	.499	.500	1.960	.865	.047	.685	1.10	1.665	.688	
	.150-.312	31C2IHF	.845	.047	.035	.499	.500	1.960	.865	.047	.685	1.10	1.515	.688	

METRIC	OPEN END									CLOSED END					HOLE SIZE IN SHEET
	THREAD SIZE	GRIP RANGE	PART CODE	L +/- .015" +/-0.38mm	B +/- .015	C Nom.	D Max.	M Ref.	L-CE +/- .015	B +/- .015	C Nom.	D Max.	K Min.	M Ref.	+006-.000
	M4 x 0.7	0.5 - 2	6C1IHF	9.78	9.53	0.68	6.35	.250	.740	.390	.030	.265	.43	.640	.266
M4 x 0.7	2 - 3.3	6C2IHF	11.05	9.53	0.68	6.35	.250	.740	.390	.030	.265	.43	.580	.266	
M5 x 0.8	0.5 - 3.3	8C1IHF	11.05	9.91	0.68	7.1	.250	.740	.390	.030	.265	.43	.640	.266	
M5 x 0.8	3.3 - 5.7	8C2IHF	13.59	9.91	0.68	7.1	.250	.740	.390	.030	.265	.43	.580	.266	
M6 x 1	0.7 - 4.2	10C1IHF	14.86	12.96	0.76	9.5	.281	.990	.415	.030	.296	.58	.845	.297	
M6 x 1	4.2 - 6.6	10C2IHF	17.4	12.96	0.76	9.5	.281	.990	.415	.030	.296	.58	.735	.297	
M8 x 1.25	0.7 - 3.8	10F1IHF	17.4	16.64	0.89	12.7	.281	1.190	.500	.030	.390	.70	1.005	.391	
M8 x 1.25	3.8 - 7.9	10F2IHF	21.46	16.64	0.89	12.7	.281	1.190	.500	.030	.390	.70	.905	.391	
M10 x 1.5	0.7 - 3.8	25C1IHF	17.4	16.64	0.89	12.7	.375	1.390	.685	.035	.530	.82	1.175	.531	
M10 x 1.5	3.8 - 7.9	25C2IHF	21.46	16.64	0.89	12.7	.375	1.390	.685	.035	.530	.82	1.025	.531	
M12 x 1.75	1.6 - 5.1	25F1IHF	29.21	.21.97	1.27	17.48	.375	1.390	.685	.035	.530	.83	1.175	.531	
M12 x 1.75	5.1 - 8.9	25F2IHF	33.02	21.97	1.27	17.48	.375	1.390	.685	.035	.530	.83	1.025	.531	

****LONGER GRIP RANGES AND CLOSED END PARTS ARE AVAILABLE UPON REQUEST****

IRL SERIES



	COMPLETE ASSEMBLY PART#	THREAD SIZE (INCH)	SCREW PART#	EXPENDABLE TOOL PART#	WRENCH SIZE	SOCKET SIZE
INCH	AA184-632	6-32 UNC	6C-KCS	AA184-3	9/16"	7/64"
	AA184-832	8-32 UNC	8C-KCS	AA184-4	9/16"	9/64"
	AA184-1024	10-24 UNC	10C-KCS	AA184-5	9/16"	5/32"
	AA184-1032	10-32 UNF	10F-KCS	AA184-5	9/16"	5/32"
	AA184-1420	1/4-20 UNC	25C-KCS	AA184-6	9/16"	3/16"
	AA184-51618	5/16-18 UNC	31C-KCS	AA184-8	9/16"	1/4"
	AA184-51624	5/16-24 UNF	31F-KCS	AA184-8	9/16"	1/4"
	AA184-3816	3/8-16 UNC	37C-KCS	AA184-10	9/16"	5/16"
	AA184-3824	3/8-24 UNF	37F-KCS	AA184-10	9/16"	5/16"
METRIC (MM)	AA184-M3	M3	.30C-KCS	AA184-3	9/16"	2.5MM
	AA184-M4	M4	.40C-KCS	AA184-4	9/16"	3.0MM
	AA184-M5	M5	.50C-KCS	AA184-5	9/16"	4.00MM
	AA184-M6	M6	.60C-KCS	AA184-6	9/16"	5.00MM
	AA184-M8	M8	.80C-KCS	AA184-8	9/16"	6.00MM
	AA184-M10	M10	.100C-LCS	AA184-10	9/16"	8.00MM

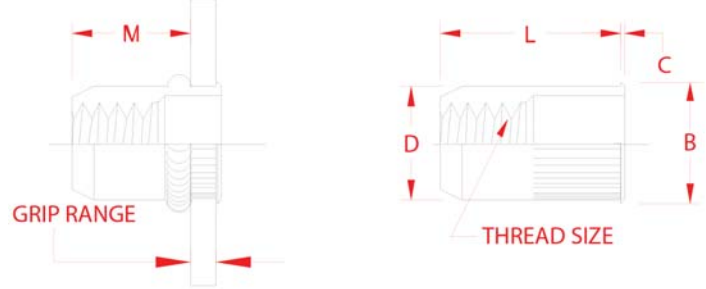
****LONGER GRIP RANGES AND CLOSED END PARTS ARE AVAILABLE UPON REQUEST****

NKL Series™ Knurled Body · Large Head

EUROPEAN STANDARD RIVETNUTS · HEAVYWALL RIVETNUTS

NKL SERIES

The RivetKing NKL Series is a heavywall European Style Rivetnut. This robust design upgrades the thickness of both the body and the head height. The robust IRL series offers higher pullout resistance and increased endurance of the joint and assembly. The NIK series has a large head and a knurled body which resist spin out. Spin-Pull tools are recommended for installation of NIK series rivetnuts.



INCH	PART CODE	THREAD SIZE (INCH)	GRIP CODE	GRIP RANGE	OVERALL LENGTH REF	HEAD DIA REF.	HEAD HEIGHT REF.	BODY DIA. REF.	HOLE SIZE +.000/-0.004
	6C1NKL	6-32 UNC	#1	.027 - .125	.445	.354	.032	.2335	.238
	8C1NKL	8-32 UNC	#1	.027 - .125	.445	.354	.032	.2335	.238
	8C2NKL	8-32 UNC	#2	.125 - .224	.551	.354	.032	.2335	.238
	10F1NKL	10-32 UNC	#1	.027 - .125	.543	.406	.038	.2715	.276
	10F2NKL	10-32 UNC	#2	.125 - .224	.650	.406	.038	.2715	.276
	25C1NKL	1/4-20 UNC	#1	.027 - .125	.594	.475	.057	.3315	.336
	25C2NKL	1/4-20 UNC	#2	.125 - .224	.701	.475	.057	.3315	.336
	31C1NKL	5/16-18 UNC	#1	.027 - .125	.744	.665	.062	.4125	.417
	31C2NKL	5/16-18 UNC	#2	.125 - .224	.850	.665	.062	.4125	.417
37C1NKL	3/8-16 UNC	#1	.030 - .140	.906	.781	.088	.4915	.496	
37C2NKL	3/8-16 UNC	#2	.140 - .240	1.012	.781	.088	.4915	.496	
50C1NKL	1/2-13 UNC	#1	.039 - .157	1.063	.905	.088	.6285	.634	

METRIC (MM)	PART CODE	THREAD SIZE (METRIC)	GRIP CODE	GRIP RANGE	LENGTH REF.	HEAD DIA REF.	HEAD HEIGHT REF.	BODY DIA. REF.	HOLE SIZE +.00/-0.01
	.30C1NKL	M3	#1	0.25 - 2.00	9.75	7.50	1.00	5.00	5.10
	.40C1NKL	M4	#1	0.25 - 3.00	9.50	9.00	1.00	6.00	6.10
	.40C2NKL	M4	#2	3.00 - 4.50	12.25	9.00	1.00	6.00	6.10
	.50C1NKL	M5	#1	0.25 - 3.00	12.00	10.00	1.00	6.90	7.10
	.50C2NKL	M5	#2	3.00 - 5.50	15.00	10.00	1.00	6.90	7.10
	.60C1NKL	M6	#1	0.50 - 3.00	14.50	13.00	1.50	8.90	9.10
	.60C2NKL	M6	#2	3.00 - 5.50	16.50	13.00	1.50	8.90	9.10
	.80C1NKL	M8	#1	0.50 - 3.00	16.50	16.00	1.50	10.90	11.10
	.80C2NKL	M8	#2	3.00 - 5.50	18.50	16.00	1.50	10.90	11.10
	.100C1NKL	M10	#1	0.50 - 3.50	19.50	19.00	2.00	13.00	13.10
	.100C2NKL	M10	#2	3.50 - 6.00	21.50	19.00	2.00	13.00	13.10
	.120C1NKL	M12	#1	1.00 - 4.00	25.00	23.00	2.00	16.00	16.10

****LONGER GRIP RANGES AND CLOSED END PARTS ARE AVAILABLE UPON REQUEST****

THE PART NUMBER IS COMPLETE BY ADDING THE MATERIAL AND FINISH CODES AS A SUFFIX TO THE PART CODE:

MATERIAL/FINISH CODES: SY = Steel, Zinc Yellow ROHS
 SZ = Steel, Zinc Clear ROHS †
 SC = Steel, Cad Yellow Plated
 SZN = Steel, Zinc Nickel 800 Hours
 BP = Brass, Plain Finish

EXAMPLE:
 Part Code 6C1NKL in Steel,
 Zinc Clear Plating is... 6C1NKLSZ

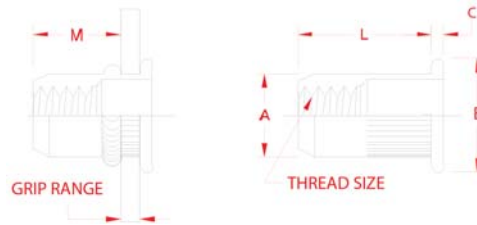
† Indicates stocked configurations

NKR Series™ Knurled Body · Reduced Head

EUROPEAN STANDARD RIVETNUTS · HEAVYWALL RIVETNUTS

NKR SERIES

The RivetKing NKR Series is a heavywall European Style Rivetnut. This robust design upgrades the thickness of both the body. The NKR series offers higher pullout resistance and increased endurance of the joint and assembly. The NKR series has a reduced head and a knurled body which resist spin out. Spin-Pull tools are recommended for installation of NIK series rivetnuts.



INCH

PART CODE	THREAD SIZE (INCH)	GRIP CODE	GRIP RANGE	OVERALL LENGTH REF	HEAD DIA REF.	HEAD HEIGHT REF.	BODY DIA. REF.	HOLE SIZE +.00/- .004
6C1NKR	6-32 UNC	#1	.027 - .125	.445	.261	.012	.2335	.238
8C1NKR	8-32 UNC	#1	.027 - .125	.445	.261	.012	.2335	.238
8C2NKR	8-32 UNC	#2	.125 - .224	.551	.261	.012	.2335	.238
10F1NKR	10-32 UNC	#1	.027 - .125	.543	.311	.016	.2715	.276
10F2NKR	10-32 UNC	#2	.125 - .224	.650	.311	.016	.2715	.276
25C1NKR	1/4-20 UNC	#1	.027 - .125	.594	.371	.016	.3315	.336
25C2NKR	1/4-20 UNC	#2	.125 - .224	.701	.371	.016	.3315	.336
31C1NKR	5/16-18 UNC	#1	.027 - .125	.744	.453	.016	.4125	.417
31C2NKR	5/16-18 UNC	#2	.125 - .224	.850	.453	.016	.4125	.417
37C1NKR	3/8-16 UNC	#1	.030 - .140	.906	.531	.020	.4915	.496
37C2NKR	3/8-16 UNC	#2	.140 - .240	1.012	.531	.020	.4915	.496
50C1NKR	1/2-13 UNC	#1	.039 - .157	1.063	.669	.024	.6285	.634

METRIC
(MM)

PART CODE	THREAD SIZE (METRIC)	GRIP CODE	GRIP RANGE	LENGTH REF.	HEAD DIA REF.	HEAD HEIGHT REF.	BODY DIA. REF.	HOLE SIZE +.00/- .01
.30C1NKR	M3	#1	0.25 - 2.00	9.75	6.00	0.30	5.00	5.10
.40C1NKR	M4	#1	0.25 - 3.00	9.50	7.00	0.30	6.00	6.10
.40C2NKR	M4	#2	3.00 - 4.50	12.25	7.00	0.30	6.00	6.10
.50C1NKR	M5	#1	0.25 - 3.00	12.00	8.00	0.40	6.90	7.10
.50C2NKR	M5	#2	3.00 - 5.50	15.00	8.00	0.40	6.90	7.10
.60C1NKR	M6	#1	0.50 - 3.00	14.50	10.00	0.40	8.90	9.10
.60C2NKR	M6	#2	3.00 - 5.50	16.50	10.00	0.40	8.90	9.10
.80C1NKR	M8	#1	0.50 - 3.00	16.50	12.00	0.40	10.90	11.10
.80C2NKR	M8	#2	3.00 - 5.50	18.50	12.00	0.40	10.90	11.10
.100C1NKR	M10	#1	0.50 - 3.50	19.50	14.00	0.50	13.00	13.10
.100C2NKR	M10	#2	3.50 - 6.00	21.50	14.00	0.50	13.00	13.10
.120C1NKR	M12	#1	1.00 - 4.00	25.00	17.00	0.60	16.00	16.10

****LONGER GRIP RANGES AND CLOSED END PARTS ARE AVAILABLE UPON REQUEST****

THE PART NUMBER IS COMPLETE BY ADDING THE MATERIAL AND FINISH CODES AS A SUFFIX TO THE PART CODE:

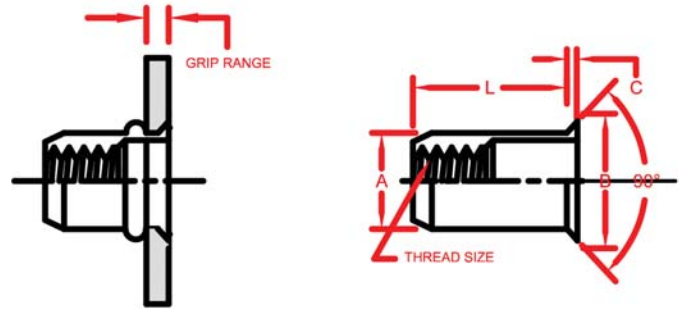
MATERIAL/FINISH CODES: SY = Steel, Zinc Yellow ROHS
 SZ = Steel, Zinc Clear ROHS †
 SC = Steel, Cad Yellow Plated
 SZN = Steel, Zinc Nickel 800 Hours
 BP = Brass, Plain Finish

EXAMPLE:
 Part Code 6C1NKR in Steel,
 Zinc Clear Plating is... 6C1NKR SZ

† Indicates stocked configurations

NKC SERIES

The RivetKing NKC Series is a heavywall/thickwall Rivetnut. This robust design upgrades the thickness of both the body and the head height. Additionally it features a thick countersunk head for high strength and flush installation. The robust NKC series offers higher pullout resistance and increased endurance of the joint and assembly. Spin-Pull tools are recommended for installation of NSL series rivetnuts.



METRIC (MM)	PART CODE	THREAD SIZE (METRIC)	GRIP CODE	GRIP RANGE	LENGTH REF.	HEAD DIA REF.	HEAD HEIGHT REF.	BODY DIA. REF.	HOLE SIZE +.003/-000
	.40C1NKC	M4	#1	1.00 - 3.00	9.50	9.00	1.00	6.00	6.10
	.50C1NKC	M5	#1	1.50 - 4.00	12.00	10.00	1.00	7.00	7.10
	.60C1NKC	M6	#1	1.50 - 4.00	14.50	13.00	1.50	9.00	9.10
	.80C1NKC	M8	#1	1.50 - 4.00	25.00	23.00	2.00	16.00	16.10

****LONGER GRIP RANGES AND CLOSED END PARTS ARE AVAILABLE UPON REQUEST****

THE PART NUMBER IS COMPLETE BY ADDING THE MATERIAL AND FINISH CODES AS A SUFFIX TO THE PART CODE:

MATERIAL/FINISH CODES: SY = Steel, Zinc Yellow ROHS
 SZ = Steel, Zinc Clear ROHS †
 SC = Steel, Cad Yellow Plated
 SZN = Steel, Zinc Nickel 800 Hours
 BP = Brass, Plain Finish

EXAMPLE:
 Part Code 6C1NKR in Steel,
 Zinc Clear Plating is... 6C1NKR SZ

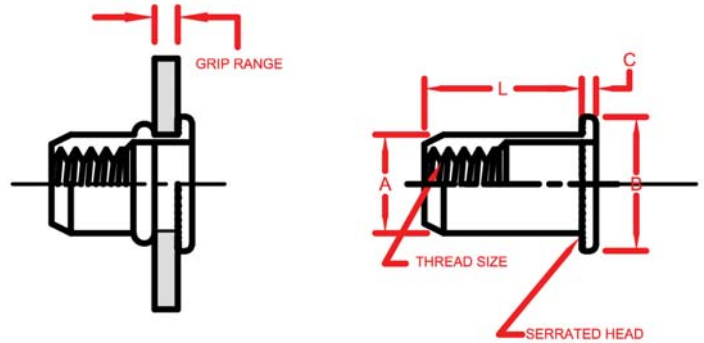
† Indicates stocked configurations

NSL Series™ Serrated Large Head · Smooth Body

EUROPEAN STANDARD RIVETNUTS · HEAVYWALL RIVETNUTS

NSL SERIES

The RivetKing NSL Series is a heavywall/thickwall Rivetnut. This robust design upgrades the thickness of both the body and the head height. Additionally it features a serrated head which reduces the possibility of spin out. The robust NSL series offers higher pullout resistance and increased endurance of the joint and assembly. Spin-Pull tools are recommended for installation of NSL series rivetnuts.



METRIC (MM)	PART CODE	THREAD SIZE (METRIC)	GRIP CODE	GRIP RANGE	LENGTH REF.	HEAD DIA REF.	HEAD HEIGHT REF.	BODY DIA. REF.	HOLE SIZE +.003/-0.000
	.40C1NSL	M4	#1	0.25 - 3.00	9.50	9.00	1.00	6.00	6.10
	.40C2NSL	M4	#2	3.00 - 4.50	12.25	9.00	1.00	6.00	6.10
	.50C1NSL	M5	#1	0.25 - 3.00	12.00	10.00	1.00	7.00	7.10
	.50C2NSL	M5	#2	3.00 - 5.50	15.00	10.00	1.00	7.00	7.10
	.60C1NSL	M6	#1	0.50 - 3.00	14.50	13.00	1.50	9.00	9.10
	.60C2NSL	M6	#2	3.00 - 5.50	16.50	13.00	1.50	9.00	9.10
	.80C1NSL	M8	#1	0.50 - 3.00	16.50	16.00	1.50	11.00	11.10
	.80C2NSL	M8	#2	3.00 - 5.50	18.50	16.00	1.50	11.00	11.10
	.100C1NSL	M10	#1	1.00 - 3.50	17.50	16.00	1.70	12.00	12.10
.120C1NSL	M12	#1	1.00 - 4.00	25.00	23.00	2.00	16.00	16.10	

****LONGER GRIP RANGES AND CLOSED END PARTS ARE AVAILABLE UPON REQUEST****

THE PART NUMBER IS COMPLETE BY ADDING THE MATERIAL AND FINISH CODES AS A SUFFIX TO THE PART CODE:

MATERIAL/FINISH CODES: SY = Steel, Zinc Yellow ROHS
 SZ = Steel, Zinc Clear ROHS †
 SC = Steel, Cad Yellow Plated
 SZN = Steel, Zinc Nickel 800 Hours
 BP = Brass, Plain Finish

EXAMPLE:
 Part Code 6C1NKR in Steel,
 Zinc Clear Plating is... 6C1NKR SZ

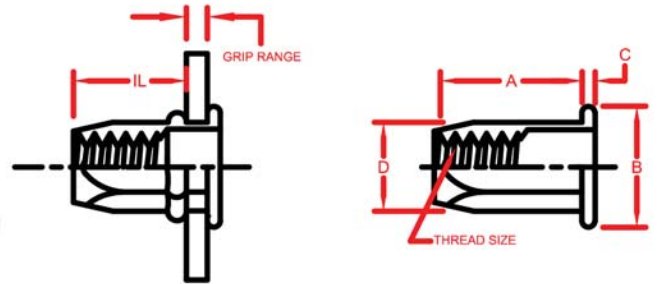
† Indicates stocked configurations

NHL Series™ Full Hex Body · Large Head

EUROPEAN STANDARD RIVETNUTS · HEAVYWALL RIVETNUTS

NHL SERIES

The RivetKing NHL Series is a heavywall European Style Rivetnut. This robust design upgrades the thickness of both the body and the head height which provides higher pullout resistance and increased endurance of the joint and assembly. NIK series has a large head and a full hex shaped body which resist spin out. Spin-Pull tools are recommended for installation of NHL series rivetnuts.



INCH	PART CODE	THREAD SIZE (INCH)	GRIP CODE	GRIP RANGE	OVERALL LENGTH REF.	HEAD DIAMETER REF.	HEAD HEIGHT REF.	BODY DIAMETER ACROSS FLATS REF.	HOLE SIZE ACROSS FLATS +.000/- .004
	8C1NHL	8-32 UNC	#1	.027 - .125	.402	.354	.039	.235	.240
	10F1NHL	10-32 UNF	#1	.027 - .125	.571	.394	.039	.275	.280
	25C1NHL	1/4-20 UNC	#1	.027 - .125	.638	.512	.059	.354	.361
	31C1NHL	5/16-18 UNC	#1	.027 - .125	.717	.630	.059	.432	.440
	31C2NHL	5/16-18 UNC	#2	.125 - .220	.827	.630	.059	.432	.440
	37C1NHL	3/8-16 UNC	#1	.030 - .140	.906	.748	.079	.511	.519

METRIC (MM)	PART CODE	THREAD SIZE (METRIC)	GRIP CODE	GRIP RANGE	LENGTH REF.	HEAD DIAMETER REF.	HEAD HEIGHT REF.	BODY DIAMETER ACROSS FLATS REF.	HOLE SIZE ACROSS FLATS +.00/- .01
	.40C1NHL	M4	#1	0.25 - 2.00	10.00	9.00	1.00	6.00	6.10
	.50C1NHL	M5	#1	0.50 - 3.00	13.00	10.00	1.00	7.00	7.10
	.60C1NHL	M6	#1	0.50 - 3.00	14.50	13.00	1.50	9.00	9.10
	.80C1NHL	M8	#1	0.50 - 3.00	16.50	16.00	1.50	11.00	11.10
	.80C2NHL	M8	#2	3.00 - 5.50	19.50	16.00	1.50	11.00	11.10
	.100C1NHL	M10	#1	1.00 - 3.50	21.00	19.00	2.00	13.00	13.10
.120C1NHL	M12	#1	1.00 - 4.00	25.00	23.00	2.00	16.00	16.10	

****LONGER GRIP RANGES AND CLOSED END PARTS ARE AVAILABLE UPON REQUEST****

THE PART NUMBER IS COMPLETE BY ADDING THE MATERIAL AND FINISH CODES AS A SUFFIX TO THE PART CODE:

MATERIAL/FINISH CODES: SY = Steel, Zinc Yellow ROHS
 SZ = Steel, Zinc Clear ROHS †
 SC = Steel, Cad Yellow Plated
 SZN = Steel, Zinc Nickel 800 Hours
 BP = Brass, Plain Finish

EXAMPLE:
 Part Code 6C1NHL in Steel,
 Zinc Clear Plating is... 6C1NHLSC

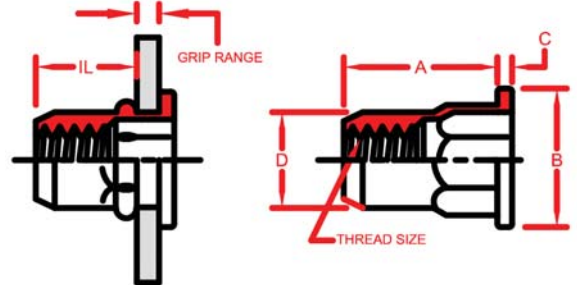
† Indicates stocked configurations

NHHL Series™ Half Hex Body · Large Head

EUROPEAN STANDARD RIVETNUTS · HEAVYWALL RIVETNUTS

NHHL SERIES

The RivetKing NHHL Series is a heavywall European Style Rivetnut. This robust design upgrades the thickness of both the body and the head height which provides higher pullout resistance and increased endurance of the joint and assembly. NHHL series has a large head and a half hex shaped body which resist spin out. Spin-Pull tools are recommended for installation of NHHL series rivetnuts.



METRIC (MM)	PART CODE	THREAD SIZE (METRIC)	GRIP CODE	GRIP RANGE	LENGTH REF.	HEAD DI-AMETER REF.	HEAD HEIGHT REF.	BODY DIAMETER ACROSS FLATS REF.	HOLE SIZE ACROSS FLATS +.00/-01
	.30C1NHLSZ	M3 x 0.5	#1	0.5 - 2.00	9.75	8.00	0.75	5.00	6.00
	.40C1NHLSZ	M4 x 0.7	#1	0.5 - 2.50	10.75	9.00	0.75	6.00	6.20
	.50C1NHLSZ	M5 x 0.8	#1	0.5 - 3.0	12.00	10.00	1.00	6.98	7.55
				3.0 - 5.5	14.50				6.55
	.60C1NHLSZ	M6 x 1	#1	0.5 - 3.0	14.50	13.00	1.50	8.98	7.85
				3.0 - 5.5	17.00				8.75
	.80C1NHLSZ	M8 x 1.25	#1	0.5 - 3.0	16.00	16.00	1.50	10.98	11.15
				3.0 - 5.5	18.50				11.35
	.100C1NHLSZ	M10 x 1.5	#1	0.7 - 3.5	19.75	19.00	2.25	13.00	11.70

THE PART NUMBER IS COMPLETE BY ADDING THE MATERIAL AND FINISH CODES AS A SUFFIX TO THE PART CODE:

MATERIAL/FINISH CODES: SY = Steel, Zinc Yellow ROHS
 SZ = Steel, Zinc Clear ROHS †
 SC = Steel, Cad Yellow Plated
 SZN = Steel, Zinc Nickel 800 Hours
 BP = Brass, Plain Finish

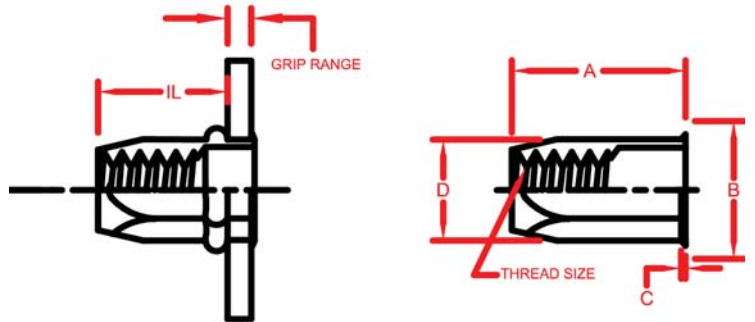
EXAMPLE:
 Part Code 6C1NHL in Steel,
 Zinc Clear Plating is... 6C1NHLSZ

† Indicates stocked configurations

****LONGER GRIP RANGES AND CLOSED END PARTS ARE AVAILABLE UPON REQUEST****

NHR SERIES

The RivetKing NHR Series is a heavywall European Style Rivetnut. This robust design upgrades the thickness of both the body which provides increased endurance of the joint and assembly. NHR series has a reduced head and a full hex shaped body which resist spin out. Spin-Pull tools are recommended for installation of NHR series rivetnuts.



INCH	PART CODE	THREAD SIZE (INCH)	GRIP CODE	GRIP RANGE	OVERALL LENGTH REF.	HEAD DIA ACROSS FLATS REF.	HEAD HEIGHT REF.	BODY DIAMETER ACROSS FLATS REF.	HOLE SIZE ACROSS FLATS +.000/-0.004
	8C1NHR	8-32 UNC	#1	.027 - .125	.402	.260	.012	.235	.240
	10F1NHR	10-32 UNF	#1	.027 - .125	.571	.311	.016	.275	.280
	25C1NHR	1/4-20 UNC	#1	.027 - .125	.638	.390	.016	.354	.361
	31C1NHR	5/16-18 UNC	#1	.027 - .125	.717	.457	.016	.432	.440
	31C2NHR	5/16-18 UNC	#2	.125 - .220	.827	.457	.016	.432	.440
	37C1NHR	3/8-16 UNC	#1	.030 - .140	.906	.559	.020	.511	.519

METRIC (MM)	PART CODE	THREAD SIZE (METRIC)	GRIP CODE	GRIP RANGE	LENGTH REF.	HEAD DIA ACROSS FLATS REF.	HEAD HEIGHT REF.	BODY DIAMETER ACROSS FLATS REF.	HOLE SIZE ACROSS FLATS +.00/-0.01
	.40C1NHR	M4	#1	0.25 - 2.00	10.00	6.60	.30	6.00	6.10
	.50C1NHR	M5	#1	0.50 - 3.00	13.00	7.70	.40	7.00	7.10
	.60C1NHR	M6	#1	0.50 - 3.00	14.50	9.80	.40	9.00	9.10
	.80C1NHR	M8	#1	0.50 - 3.00	16.50	11.80	.40	11.00	11.10
	.80C2NHR	M8	#2	3.00 - 5.50	19.50	11.80	.40	11.00	11.10
	.100C1NHR	M10	#1	1.00 - 3.50	21.00	14.00	.50	13.00	13.10
.120C1NHR	M12	#1	1.00 - 4.00	25.00	17.50	.60	16.00	16.10	

****LONGER GRIP RANGES AND CLOSED END PARTS ARE AVAILABLE UPON REQUEST****

THE PART NUMBER IS COMPLETE BY ADDING THE MATERIAL AND FINISH CODES AS A SUFFIX TO THE PART CODE:

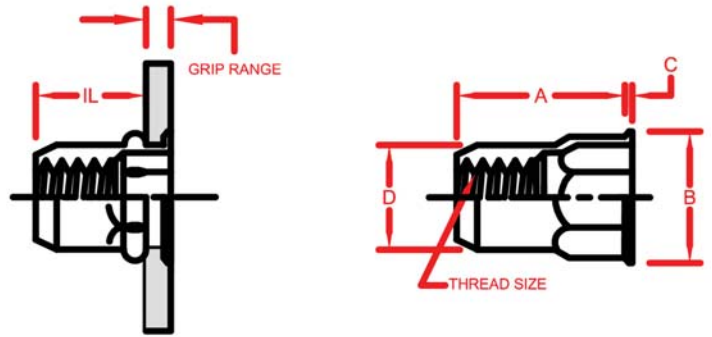
MATERIAL/FINISH CODES: SY = Steel, Zinc Yellow ROHS
 SZ = Steel, Zinc Clear ROHS †
 SC = Steel, Cad Yellow Plated
 SZN = Steel, Zinc Nickel 800 Hours
 BP = Brass, Plain Finish

EXAMPLE:
 Part Code 6C1NHR in Steel,
 Zinc Clear Plating is... 6C1NHRSZ

† Indicates stocked configurations

NHHR SERIES

The RivetKing NHHR Series is a heavywall European Style Rivetnut. This robust design upgrades the thickness of both the body which provides increased endurance of the joint and assembly. NHHR series has a reduced head and a half hex shaped body which resist spin out. Spin-Pull tools are recommended for installation of NHHR series rivetnuts.



METRIC (MM)	PART CODE	THREAD SIZE (METRIC)	GRIP CODE	GRIP RANGE	LENGTH REF.	HEAD DIA ACROSS FLATS REF.	HEAD HEIGHT REF.	BODY DIAMETER ACROSS FLATS REF.	HOLE SIZE ACROSS FLATS +.00/-01
	.30C1NHHR SZ	M3 x 0.5	#1	0.5 - 2.0	10.05	5.5	0.46	5.00	6.30
	.40C1NHHR SZ	M4 x 0.7	#1	0.5 - 2.5	11.10	6.6	0.46	5.98	6.50
	.50C1NHHR SZ	M5 x 0.8	#1	0.5 - 3.0	12.40	7.7	0.46	6.98	7.55
				3.0 - 5.5	14.90				6.95
	.60C1NHHR SZ	M6 x 1	#1	0.5 - 3.0	14.90	10	0.50	8.98	7.85
				3.0 - 5.5	17.40				8.75
	.80C1NHHR SZ	M8 x 1.25	#2	0.5 - 3.0	16.50	12	0.63	10.98	10.65
				3.0 - 5.5	19.00				9.65
	.100C1NHHR SZ	M10 x 1.5	#1	0.7 - 3.5	20.30	14.2	0.74	13.00	12.25

THE PART NUMBER IS COMPLETE BY ADDING THE MATERIAL AND FINISH CODES AS A SUFFIX TO THE PART CODE:

<p>MATERIAL/FINISH CODES:</p> <p>SY = Steel, Zinc Yellow ROHS</p> <p>SZ = Steel, Zinc Clear ROHS F</p> <p>SC = Steel, Cad Yellow Plated</p> <p>SZN = Steel, Zinc Nickel 800 Hours</p> <p>BP = Brass, Plain Finish</p>	<p>EXAMPLE:</p> <p>Part Code 6C1NHR in Steel, Zinc Clear Plating is... 6C1NHR SZ</p> <p>F Indicates stocked configurations</p>
---	--

****LONGER GRIP RANGES AND CLOSED END PARTS ARE AVAILABLE UPON REQUEST****



Cross Reference Table By Part Number

RIVETKING®	AVK®	ATLAS®	SHEREX®	MARSON®	CELUS®	POP®
6C1IKFSY	ALS4-632-80	AELS-632-80	CAL2-0632-080	57310		TLS1-632-80
6C2IKFSY	ALS4-632-130	AELS-632-130	CAL2-0632-130	57312		TLS1-632-130
8C1IKFSY	ALS4-832-80	AELS-832-80	CAL2-0832-080	57320		TLS1-832-80
8C2IKFSY	ALS4-832-130	AELS-832-130	CAL2-0832-130	57321		TLS1-832-130
10C1IKFSY	ALS4-1024-130		CAL2-1024-130	57330		TLS1-1024-130
10C2IKFSY	ALS4-1024-225		CAL2-1024-225	57332		TLS1-1024-225
10F1IKFSY	ALS4-1032-130	AELS-1032-130	CAL2-1032-130	57340		TLS1-1032-130
10F2IKFSY	ALS4-1032-225	AELS-1032-225	CAL2-1032-225	57342		TLS1-1032-225
25C1IKFSY	ALS4-420-165	AELS-420-165	CAL2-2520-165	57350		TLS1-420-165
25C2IKFSY	ALS4-420-260	AELS-420-260	CAL2-2520-260	57354		TLS1-420-260
31C1IKFSY	ALS4-518-150	AELS-518-150	CAL2-3118-150	57371		TLS1-518-150
31C2IKFSY	ALS4-518-312	AELS-518-312	CAL2-3118-312	57374		TLS1-518-312
37C1IKFSY	ALS4-616-150	AELS-616-150	CAL2-3716-150	57381		TLS1-616-150
37C2IKFSY	ALS4-616-312	AELS-616-312	CAL2-3716-312	57382		TLS1-616-312
50C1IKFSY	ALS4-813-200	AELS-813-200	CAL2-5013-200			TLS1-813-200
50C2IKFSY	ALS4-813-350	AELS-813-350	CAL2-5013-350			TLS1-813-350
6C1IKRSY	AKS4-632-080	AEKS-632-80	CAK2-0632-080	56810		TKS1-632-80
6C2IKRSY	AKS4-632-130	AEKS-632-130	CAK2-0632-130	56812		TKS1-632-130
8C1IKRSY	AKS4-832-080	AEKS-832-80	CAK2-0832-080	56820		TKS1-832-80
8C2IKRSY	AKS4-832-130	AEKS-832-130	CAK2-0832-130	56821		TKS1-832-130
10C1IKRSY	AKS4-1024-130		CAK2-1024-130	56830		TKS1-1024-130
10C2IKRSY	AKS4-1024-225		CAK2-1024-225	56832		TKS1-1024-225
10F1IKRSY	AKS4-1032-130	AEKS-1032-130	CAK2-1032-130	56840		TKS1-10332-130
10F2IKRSY	AKS4-1032-225	AEKS-1032-225	CAK2-1032-225	56842		TKS1-1032-225
25C1IKRSY	AKS4-420-165	AEKS-420-165	CAK2-2520-165	56850		TKS1-420-165
25C2IKRSY	AKS4-420-260	AEKS-420-260	CAK2-2520-260	56854		TKS1-420-260
31C1IKRSY	AKS4-518-150	AEKS-518-150	CAK2-3118-150	56871		TKS1-518-150
31C2IKRSY	AKS4-518-312	AEKS-518-312	CAK2-3118-312	56874		TKS1-518-312
37C1IKRSY	AKS4-616-150	AEKS-616-150	CAK2-3716-150	56881		TKS1-616-150
37C2IKRSY	AKS4-616-312	AEKS-616-312	CAK2-3716-312	56882		TKS1-616-312
4C1IRLSZ	RNS-440-60		CA-0440S-060			
4C2IRLSZ	RNS-440-85		CA-0440S-085			
4C3IRLSZ	RNS-440-110		CA-0440S-110			
6C1IRLSZ	RNS-632-75		CA-0632S-075	57110		
6C2IRLSZ	RNS-632-120		CA-0632S-120			
6C3IRLSZ	RNS-632-160		CA-0632S-160			
8C1IRLSZ	RNS-832-75		CA-0832S-075	57120		
8C2IRLSZ	RNS-832-120		CA-0832S-120	57121		
8C3IRLSZ	RNS-832-160		CA-0832S-160			
10C1IRLSZ			CA-1024S-080	57130		
10C2IRLSZ			CA-1024S-130	57132		
10C3IRLSZ			CA-1024S-180			
10F1IRLSZ	RNS-1032-80		CA-1032S-080	57140		
10F2IRLSZ	RNS-1032-130		CA-1032S-130	57142		
10F3IRLSZ	RNS-1032-180		CA-1032S-180			
25C1IRLSZ	RNS-420-80		CA-2520S-080	57150		STS1-420-80
25C2IRLSZ	RNS-420-140		CA-2520S-140	57152		STS1-420-140
25C3IRLSZ	RNS-420-200		CA-2520S-200	57154		STS1-420-200
31C1IRLSZ	RNS-518-125		CA-3118S-125	57171		STS1-518-125
31C2IRLSZ	RNS-518-200		CA-3118S-200	57174		STS1-518-200
31C3IRLSZ	RNS-518-275		CA-3118S-275			-
37C1IRLSZ	RNS-616-115		CA-3716S-115	57181		STS1-616-115
37C2IRLSZ	RNS-616-200		CA-3716S-200	57184		STS1-616-200
37C3IRLSZ	RNS-616-285		CA-3716S-285			-
50C1IRLSZ	RNS-813-150		CA-5013S-150			STS1-813-150
50C2IRLSZ	RNS-813-250		CA-5013S-250			STS1-813-250
50C3IRLSZ	RNS-813-350		CA-5013S-350			
6C1IRRSZ	AOS4-632-80	AEOS-632-80	CA02-0632-080	57415	CS632-080-SF	
8C1IRRSZ	AOS4-832-80	AEOS-832-80	CA02-0832-080	57425	CS832-080-SF	
10C1IRRSZ	AOS4-1024-130	AEOS-1024-130	CA02-1024-130	57435	CS1024-130-SF	
10F1IRRSZ	AOS4-1032-130	AEOS-1032-130	CA02-1032-130	57445	CS1032-130-SF	
25C1IRRSZ	AOS4-420-165	AEOS-420-165	CA02-2520-165	57455	CS1420-165-SF	
31C1IRRSZ	AOS4-518-200	AEOS-518-200	CA02-3118-200	57475	CS51618-200-SF	
37C1IRRSZ	AOS4-616-200	AEOS-616-200	CA02-3716-200	57485	CS3816-200-SF	
6C1IRRAP				57510	CA632-080-SF	
8C1IRRAP				57520	CA832-080-SF	
10C1IRRAP				57530	CA1024-130-SF	
10F1IRRAP				57540	CA1032-130-SF	
25C1IRRAP				57550	CA1420-165-SF	
31C1IRRAP				57575	CA51618-200-SF	
37C1IRRAP				57585	CA3816-200-SF	

AVK® IS A REGISTERED TRADEMARK OF SFS® FASTENERS, A DIVISION OF PC® COMPANY. ATLAS® IS A REGISTERED TRADEMARK OF PENN ENGINEERING®. SHEREX® IS A REGISTERED TRADEMARK OF SHEREX FASTENING SOLUTIONS®. POP® IS A REGISTERED TRADE MARK OF EMHART CORPORATION®, A DIVISION OF BLACK & DECKER®. MARSON® IS A REGISTERED TRADE MARK OF ALCOA®. CELUS® AND RIVETKING® IS A REGISTERED TRADEMARK OF THE INDUSTRIAL RIVET & FASTENER COMPANY, INC.



Cross Reference Table By Part Number

AVK® IS A REGISTERED TRADEMARK OF SPS® COMPANY. ATLAS® IS A REGISTERED TRADEMARK OF PENN ENGINEERING®. SHEREX® IS A REGISTERED TRADEMARK OF SHEREX FASTENING SOLUTIONS®. POP® IS A REGISTERED TRADEMARK OF EMHART CORPORATION®. A DIVISION OF BLACK & DECKER®. MARSON® IS A REGISTERED TRADE MARK OF ALCOA®. CELUS® AND RIVETKING® IS A REGISTERED TRADEMARK OF THE INDUSTRIAL RIVET & FASTENER COMPANY, INC.

RIVETKING®	AVK®	ATLAS®	SHEREX®	MARSON®	CELUS®	POP®
6C1ISNSZ	AWS2-632		CFW2-0632			
8C1ISNSZ	AWS2-832		CFW2-0832			
10C1ISNSZ	AWS2-1024		CFW2-1024			
10F1ISNSZ	AWS2-1032		CFW2-1032			
25C1ISNSZ	AWS2-420		CFW2-2520			
31C1ISNSZ	AWS2-518		CFW2-3118			
37C1ISNSZ	AWS2-616		CFW2-3716			
4C1ISRSZ	ATS2-440	AETS-440	CFT2-0440			
6C1ISRSZ	ATS2-632	AETS-632	CFT2-0632	57810		
8C1ISRSZ	ATS2-832	AETS-832	CFT2-0832	57820		
10C1ISRSZ	ATS2-1024	AETS-1024	CFT2-1024	57830		
10F1ISRSZ	ATS2-1032	AETS-1032	CFT2-1032	57840		
25C1ISRSZ	ATS2-420	AETS-420	CFT2-2520	57850		
31C1ISRSZ	ATS2-518	AETS-518	CFT2-3118	57871		
37C1ISRSZ	ATS2-616	AETS-616	CFT2-3716	57881		
50C1ISRSZ	ATS2-813	AETS-813	CFT2-5013			
6C1IHFSY	AHS4-632-80	AEHS-632-80	CAH2-0632-080	52610		THS1-632-80
6C2IHFSY	AHS4-632-130	AEHS-632-130	CAH2-0632-130	52612		THS1-632-130
8C1IHFSY	AHS4-832-80	AEHS-832-80	CAH2-0832-080	52620		THS1-832-80
8C2IHFSY	AHS4-832-130	AEHS-832-130	CAH2-0832-130	52621		THS1-832-130
10C1IHFSY	AHS4-1024-130		CAH2-1024-130	52630		THS1-1024-130
10C2IHFSY	AHS4-1024-225		CAH2-1024-225	52632		THS1-1024-225
10F1IHFSY	AHS4-1032-130	AEHS-1032-130	CAH2-1032-130	52640		THS1-1032-130
10F2IHFSY	AHS4-1032-225	AEHS-1032-225	CAH2-1032-225	52642		THS1-1032-225
25C1IHFSY	AHS4-420-165	AEHS-420-165	CAH2-2520-165	52650		THS1-420-165
25C2IHFSY	AHS4-420-260	AEHS-420-260	CAH2-2520-260	52654		THS1-420-260
31C1IHFSY	AHS4-518-150	AEHS-518-150	CAH2-3118-150	52671		THS1-518-150
31C2IHFSY	AHS4-518-312	AEHS-518-312	CAH2-3118-312	52674		THS1-518-312
37C1IHFSY	AHS4-616-150	AEHS-616-150	CAH2-3716-150	52681		THS1-616-150
37C2IHFSY	AHS4-616-312	AEHS-616-312	CAH2-3716-312	52684		THS1-616-312
JF-3100						E632
JF-3250						C632
JF-4100						B832
JF-5150						10S
JF-5170						Q1032
JF-5190						H1032
JF-5250						10SL
JF-6150						1/4S
JF-6200						D1420
JF-6250						J1420
JF-8200						E51618
JF-8250						F51618
JF-1027						A3816
JK-0401						4SJN
JK-0402						4LJN
JK-0501						6SJN
JK-0502						6LJN
JK-0601						8SJN
JK-0602						8LJN
10F1IPBSY			CPB2-1032-175			
10F2IPBSY			CPB2-1032-320			
25C1IPBSY	ARS4-420-280	AES25P280PB	CPB2-2520-280			
25C2IPBSY	ARS4-420-500	AES25P500PB	CPB2-2520-500			
31C1IPBSY	ARS4-518-280	AES31P280PB	CPB2-3118-280			
31C2IPBSY	ARS4-518-500	AES31P500PB	CPB2-3118-500			
.50C1IPBSY			CPB2-580-4.45			
.50C2IPBSY			CPB2-580-8.1			
.60C1IPBSY	ARS4-610-7.1	AESM6P7.1PB	CPB2-610-7.1			
.60C2IPBSY	ARS4-610-12.7	AESM6P12.7PB	CPB2-610-12.7			
.80C1IPBSY	ARS4-8125-7.1	AESM8P7.1PB	CPB2-8125-7.1			
.80C2IPBSY	ARS4-8125-12.7	AESM8P12.7PB	CPB2-8125-12.7			
10F1IPNSY			CPN2-1032-175			
10F2IPNSY			CPN2-1032-320			
25C1IPNSY	ARS4-420-280		CPN2-2520-280			
25C2IPNSY	ARS4-420-500		CPN2-2520-500			
31C1IPNSY	ARS4-518-280		CPN2-3118-280			
31C2IPNSY	ARS4-518-500		CPN2-3118-500			
.50C1IPNSY			CPN2-580-4.45			
.50C2IPNSY			CPN2-580-8.1			
.60C1IPNSY	ARS4-610-7.1		CPN2-610-7.1			
.60C2IPNSY	ARS4-610-12.7		CPN2-610-12.7			
.80C1IPNSY	ARS4-8125-7.1		CPN2-8125-7.1			
.80C2IPNSY	ARS4-8125-12.7		CPN2-8125-12.7			

PHONE: 800.289.7483 FAX: 201.750.1050
200 PARIS AVENUE, NORTHVALE, NEW JERSEY 07647 USA



WWW.RIVET.COM