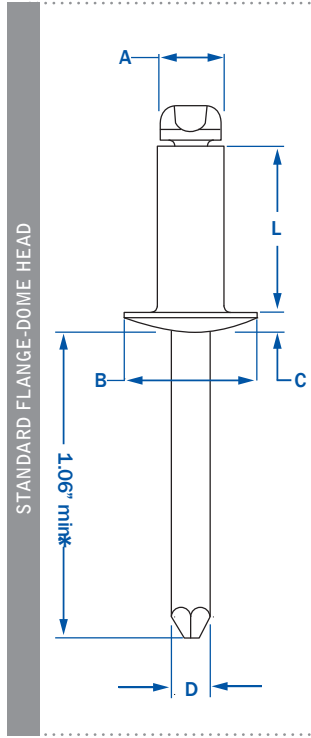


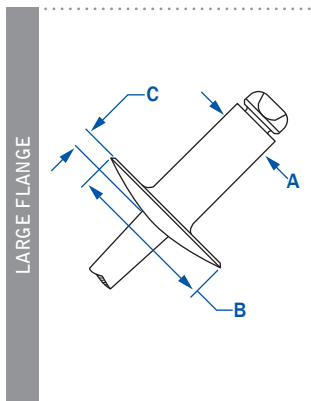
RivetKing® SBS Series • All Steel Blind Rivets • Open End

RIVET: STEEL TRIVALENT ZINC PLATED • MANDREL: STEEL TRIVALENT ZINC PLATED

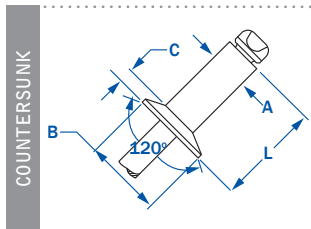
RIVETKING®/CELUS® STEEL/STEEL BLIND RIVETS ARE EQUIPPED WITH PITCHED MANDREL DESIGN THAT IS ENVELOPED BY THE RIVET DURING APPLICATION TO PREVENT MANDREL FALLOUT. Offered in two configurations, RivetKing® Brand All Steel Zinc Plated or Celus® Brand, Steel with Phosphate mandrel. Phosphated mandrels reduce rivet gun jaw cleaning, while zinc plated mandrels provide for greater rust protection. The SBS series is ranked #3 in both shear and tensile strength in the open end blind rivet category. Per IFI -114 Grade 30



A	DIA.	PART NUMBER	GRIP RANGE	RIVET LENGTH	B	C	D	HOLE SIZE (DRILL #)	STRENGTH		Wt. lbs/M
					HEAD DIA.	HEAD HEIGHT	MANDREL DIA.		SHEAR	TENSILE	
3/32"		SBS - 32	.020 - .125	.250	.188	.032	.057	.097 - .100 (#41)	130	170	1.50
		SBS - 34	.126 - .250	.375							1.70
1/8"		SBS - 41	.020 - .062	.212	.250	.040	.076	.129 - .133 (#30)	260	310	2.80
		SBS - 42	.063 - .125	.275							2.90
		SBS - 43	.126 - .187	.337							3.10
		SBS - 44	.188 - .250	.400							3.30
		SBS - 45	.251 - .312	.462							3.60
		SBS - 46	.313 - .375	.525							3.70
		SBS - 48	.376 - .500	.650							3.70
		SBS - 410	.501 - .625	.775							4.78
		SBS - 412	.626 - .750	.900							
		SBS - 52	.020 - .125	.300							.312
SBS - 53	.126 - .187	.362	5.25								
SBS - 54	.188 - .250	.425	5.50								
SBS - 56	.251 - .375	.550	6.67								
3/16"		SBS - 58	.376 - .500	.675	.375	.060	.114	.192 - .196 (#11)	540	680	6.83
		SBS - 62	.020 - .125	.325							7.80
		SBS - 63	.126 - .187	.387							8.20
		SBS - 64	.188 - .250	.450							8.60
		SBS - 66	.251 - .375	.575							9.40
		SBS - 68	.376 - .500	.700							10.75
		SBS - 610	.501 - .625	.825							11.75
		SBS - 612	.626 - .750	.950							11.75
		SBS - 614	.751 - .875	1.075							14.33
		SBS - 616	.876 - 1.00	1.200							14.67
1/4"		SBS - 84	.020 - .250	.500	.500	.080	.151	.257 - .261 (F)	1000	1240	16.50
		SBS - 86	.251 - .375	.625							17.50
		SBS - 88	.376 - .500	.750							19.00
		SBS - 810	.501 - .625	.875							23.00
		SBS - 812	.626 - .750	1.000							24.50
		SBS - 814	.751 - .875	1.125							27.00
		SBS - 816	.876 - 1.00	1.250							28.00



1/8"		SBS - 42LF	.063 - .125	.275	.375	.065	.076	.129 - .133 (#30)	260	310	3.30
		SBS - 43LF	.126 - .187	.337							3.50
		SBS - 44LF	.188 - .250	.400							3.60
		SBS - 46LF	.313 - .375	.525							4.63
		SBS - 48LF	.376 - .500	.650							4.63
5/32"		SBS - 52LF	.020 - .125	.300	.468	.075	.095	.160 - .164 (#20)	370	470	7.50
		SBS - 54LF	.188 - .250	.425							8.33
		SBS - 56LF	.251 - .375	.550							
3/16"		SBS - 62LF	.020 - .125	.325	.625	.092	.114	.192 - .196 (#11)	540	680	12.67
		SBS - 64LF	.188 - .250	.450							13.33
		SBS - 66LF	.251 - .375	.575							14.67
		SBS - 68LF	.376 - .500	.700							16.00
		SBS - 610LF	.501 - .625	.825							16.00
		SBS - 612LF	.626 - .750	.950							17.00
		SBS - 614LF	.751 - .875	1.075							18.00
1/4"		SBS - 88LF	.376 - .500	.750	.750	1.07	.151	.257 - .261	1000	1240	



1/8"		SCS - 42	.063 - .125	.275	.220	.031	.076	.129 - .133 (#30)	260	310	3.00
		SCS - 43	.126 - .187	.337							3.10
		SCS - 44	.188 - .250	.400							3.30
5/32"		SCS - 54	.188 - .250	.425	.281	.040	.095	.160 - .164	370	470	5.25
3/16"		SCS - 64	.188 - .250	.450	.350	.050	.114	.192 - .196 (#11)	540	680	8.20
		SCS - 66	.251 - .375	.575							9.60

* 1/4" DIAMETER RIVETS HAVE A 1.250 MANDREL LENGTH MINIMUM.

** CELUS® STEEL ZINC PLATED RIVET / PHOSPHATED MANDREL DO NOT HAVE A SUFFIX (SPECIAL ORDER)

*** RIVETKING® STEEL ZINC PLATED RIVET / ZINC PLATED MANDREL HAVE /IR AS A SUFFIX (STOCK)