RIVETKING® BLIND RIVETS - CLOSED END
ALUMINUM / STAINLESS STEEL

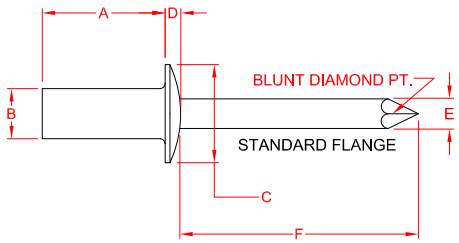

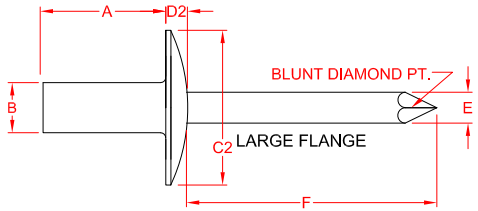

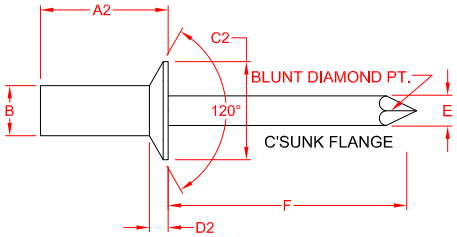

MANUFACTURED IN ACCORDANCE WITH RIVETKING MATERIAL, PROCESSING AND TESTING REQUIREMENTS

RIVET Ø	SIZE CODE	GRIP RANGE		A BODY LENG.	B BODY Ø	E MANDREL WIRE Ø	F MANDREL O/H LENG.	PERFORMANCE SHEAR LBS.F	PERFORMANCE TENSILE LBS.F
NOM.	SIZE	MIN	MAX	MAX		MAX.	MIN.	MIN.	MIN.
3/32"	32	.020	.125	-	.096	.057	1.00	-	-
	34	.126	.250	-	.090				
1/8"	41	.020	.062	.297	.128	.074	1.00	240	280
	42	.063	.125	.360	.122				
	43	.126	.187	.422					
	44	.188	.250	.485					
	45	.251	.312	.547					
	46	.251	.375	.610					
	48	.376	.500	.735					
	410	.501	.625	.760					
5/32"	52	.020	.125	.375	.159	.092	1.06	350	480
	53	.126	.187	.437	.153				
	54	.188	.250	.500					
	56	.313	.375	.562					
	58	.376	.500	.625					
	510	.501	.625	.750					
	512	.626	.750	.875					
3/16"	62	.020	.125	.406	.191	.110	1.06	500	690
	63	.126	.187	.468	.183				
	64	.126*	.250	.531					
	66	.251	.375	.656					
	68	.376	.500	.781					
	610	.501	.625	.906					
	612	.626	.750	1.026					
1/4"	82	.020	.125	.445	.255	.146	1.25	900	1100
	84	.126	.250	.570	.246				
	86	.251	.375	.695					
	88	.376	.500	.820					
	810	.501	.625	.945					
	812	.626	.750	1.070					

STANDARD FLANGE

PART NUMBER	C BODY HEAD DIA.	D BODY HEAD HT.
		MAX.
ABF 32CE /IR	.198	.032
ABF 34CE /IR	.178	
ABF 41CE /IR	.252	.050
ABF 42CE /IR	.224	
ABF 43CE /IR		
ABF 44CE /IR		
ABF 45CE /IR		
ABF 46CE /IR		
ABF 48CE /IR		
ABF 410CE /IR		
ABF 52CE /IR	.328	.065
ABF 53CE /IR	.296	
ABF 54CE /IR		
ABF 56CE /IR		
ABF 58CE /IR		
ABF 510CE /IR		
ABF 512CE /IR		
ABF 62CE /IR	.394	.080
ABF 63CE /IR	.356	
ABF 64CE /IR		
ABF 66CE /IR		
ABF 68CE /IR		
ABF 610CE /IR		
ABF 612CE /IR		
ABF 82CE /IR	.525	.100
ABF 84CE /IR	.475	
ABF 86CE /IR		
ABF 88CE /IR		
ABF 810CE /IR		
ABF 812CE /IR		

LARGE FLANGE

PART NUMBER	C2 BODY HEAD DIA.	D2 BODY HEAD HT.
	MAX.	MAX.
ABF 32CELF /IR	.293	.065
ABF 34CELF /IR	.269	
ABF 41CELF /IR	.390	.075
ABF 42CELF /IR	.360	
ABF 43CELF /IR		
ABF 44CELF /IR		
ABF 45CELF /IR		
ABF 46CELF /IR		
ABF 48CELF /IR		
ABF 410CELF /IR		
ABF 52CELF /IR	.488	.085
ABF 53CELF /IR	.448	
ABF 54CELF /IR		
ABF 56CELF /IR		
ABF 58CELF /IR		
ABF 510CELF /IR		
ABF 512CELF /IR		
ABF 62CELF /IR	.650	.095
ABF 63CELF /IR	.600	
ABF 64CELF /IR		
ABF 66CELF /IR		
ABF 68CELF /IR		
ABF 610CELF /IR		
ABF 612CELF /IR		
ABF 82CELF /IR	.780	.110
ABF 84CELF /IR	.720	
ABF 86CELF /IR		
ABF 88CELF /IR		
ABF 810CELF /IR		
ABF 812CELF /IR		

COUNTERSUNK HEAD

PART NUMBER	A2 BODY LENG.	C3 BODY HEAD DIA.	D3 BODY HEAD HT.
	MAX.		MAX.
ACF 32CE /IR	-	.187	.027
ACF 34CE /IR	-	.161	
ACF 41CE /IR	.332	.245	.042
ACF 42CE /IR	.395	.221	
ACF 43CE /IR	.457		
ACF 44CE /IR	.520		
ACF 45CE /IR	.582		
ACF 46CE /IR	.645		
ACF 48CE /IR	.770		
ACF 410CE /IR	-		
ACF 52CE /IR	.425	.328	.051
ACF 53CE /IR	.487	.296	
ACF 54CE /IR	.550		
ACF 56CE /IR	.675		
ACF 58CE /IR	.800		
ACF 510CE /IR	-		
ACF 512CE /IR	-		
ACF 62CE /IR	.471	.394	.060
ACF 63CE /IR	.538	.356	
ACF 64CE /IR	.601		
ACF 66CE /IR	.736		
ACF 68CE /IR	.851		
ACF 610CE /IR	1.026		
ACF 612CE /IR	1.101		
ACF 82CE /IR	.525	.525	.080
ACF 84CE /IR	.650	.475	
ACF 86CE /IR	.775		
ACF 88CE /IR	.900		
ACF 810CE /IR	1.025		
ACF 812CE /IR	1.150		

CONFIDENTIALITY -
THIS DRAWING AND THE INFORMATION IT CONTAINS ARE THE SOLE PROPERTY OF INDUSTRIAL RIVET & FASTENER CO. THIS DRAWING IS USED A SELLING AND/OR MANUFACTURING DEVICE WHICH MAY CONTAIN INFORMATION THAT IS PATENTED OR TRADEMARKED BY THE INDUSTRIAL RIVET & FASTENER CO. REPRODUCTION OR DISCLOSURE BY ANYONE, OF ANY PART OF THIS DRAWING OR INFORMATION THEREIN OR THE USE THEREOF FOR MAKING OTHER DRAWINGS AND/OR PRODUCTS IS STRICTLY PROHIBITED WITHOUT PRIOR WRITTEN CONSENT OF THE INDUSTRIAL RIVET & FASTENER CO.

CONTINUOUS IMPROVEMENT -
INDUSTRIAL RIVET AND FASTENER CO. HAS CONTINUOUS IMPROVEMENT POLICIES/PROCEDURES IN PLACE AND THEREFORE RESERVES THE RIGHT TO CORRECT, CHANGE OR IMPROVE PRODUCTS AND/OR SPECIFICATIONS WITHOUT NOTICE, UNLESS DESIGNATED BY AN S-XXXX SUFFIX AS PART OF THE PART NUMBER. RESPONSIBILITY DUE TO DATA TABLE TYPOGRAPHICAL ERRORS ARE LIMITED TO THE CORRECTION AND RESUBMISSION OF THE DRAWING.

REV	DESCRIPTION	DATE
G	NEW FORMAT & ALIGN TO IFI	11-22-2022

SURFACE TREATMENT	RIVET: Plain MANDREL: Plain
HEAT TREATMENT:	RELIEF
MATERIAL:	RIVET: 5056M Aluminum per MS-01 MANDREL: 18-8 Stainless Steel per MS-03 SPEC# IFI Grade 26 RIVETKING# MS-01

MTL RCPT ☐ ▽ ⇨ COLDFORM2 ○ ☐ ▽ ⇨ COLDFORM1 ○ ☐ ▽ ⇨ FINISH ○ ☐ ⇨ RELIEF ○ ☐ ⇨ ASS'LY ○ ☐ ▽ ⇨ FINISH ○ ☐ ⇨ FQC ☐ ⇨ PACK ○ ☐ ▽

DRAWN: S. SHERMAN | DATE: 4-1-08 | CHECKED: ZAISS | SHEET 1 OF 1

DESCRIPTION: ALUMINUM/STAINLESS CLOSED END BLIND RIVETS

LIMITS UNLESS STATED: DECIMAL ±.015; ANGULAR ±2°; SURFACE TEXTURE 125/ ; DIMENSIONS IN INCHES UNLESS OTHERWISE STATED. METRIC DIMENSIONS IN PARENTHESIS. REMOVE ALL BURRS AND SHARP EDGES

ORIGINAL SHEET SIZE 8.5" X 11"

Industrial Rivet & Fastener Co.
RIVETKING®
200 PARIS AVENUE
NORTHVALE, NJ, 07647
TEL: (201) 750 1040
info@rivet.com

REV: G

DRAWING NUMBER: ABF-CE, ABF-CELF, ACF-CE

MASTER DWG: BR-OE-2008-1 | LOC'N: SERVER/BLUEPRINTS/4-INTERNAL/MAST