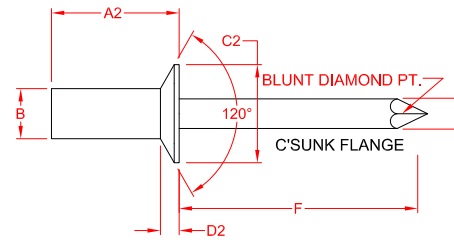
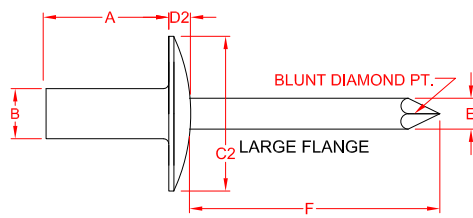
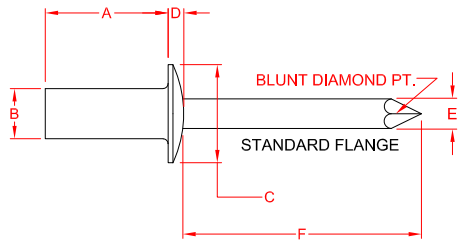


RIVETKING® BLIND RIVETS - CLOSED END STAINLESS/STAINLESS



MANUFACTURED IN ACCORDANCE WITH RIVETKING MATERIAL, PROCESSING AND TESTING REQUIREMENTS

RIVET Ø	SIZE CODE	GRIP RANGE		BODY		MANDREL		PERFORMANCE	
				LENG.	BODY Ø	WIRE Ø	O/H LENG.	SHEAR LBS.F	TENSILE LBS.F
3/32"	32	.020	.125	-	.096	.057	1.00	-	-
	34	.126	.250	-	.090				
1/8"	41	.020	.062	.297	.128 .122	.074	1.00	400	450
	42	.063	.125	.360					
	43	.126	.187	.422					
	44	.188	.250	.485					
	45	.251	.312	.547					
	46	.251	.375	.610					
	48	.376	.500	.735					
	410	.501	.625	.760					
5/32"	52	.020	.125	.375	.159 .153	.092	1.06	700	800
	53	.126	.187	.437					
	54	.188	.250	.500					
	56	.313	.375	.562					
	58	.376	.500	.625					
	510	.501	.625	.750					
3/16"	62	.020	.125	.406	.191 .183	.110	1.06	850	900
	63	.126	.187	.468					
	64	.126*	.250	.531					
	66	.251	.375	.656					
	68	.376	.500	.781					
	610	.501	.625	.906					
1/4"	82	.020	.125	.445	.255 .246	.146	1.25	1700	1900
	84	.126	.250	.570					
	86	.251	.375	.695					
	88	.376	.500	.820					
	810	.501	.625	.945					
	812	.626	.750	1.070					

STANDARD FLANGE		
PART NUMBER	C	D
	BODY	
	HEAD DIA.	HEAD HT.
FBF 32CE /IR	.198	.032
FBF 34CE /IR	.178	.032
FBF 41CE /IR		
FBF 42CE /IR		
FBF 43CE /IR		
FBF 44CE /IR	.252	.050
FBF 45CE /IR	.224	.050
FBF 46CE /IR		
FBF 48CE /IR		
FBF 410CE /IR		
FBF 52CE /IR		
FBF 53CE /IR		
FBF 54CE /IR	.328	.065
FBF 56CE /IR	.296	.065
FBF 58CE /IR		
FBF 510CE /IR		
FBF 512CE /IR		
FBF 62CE /IR		
FBF 63CE /IR		
FBF 64CE /IR	.394	.080
FBF 66CE /IR	.356	.080
FBF 68CE /IR		
FBF 610CE /IR		
FBF 612CE /IR		
FBF 82CE /IR		
FBF 84CE /IR		
FBF 86CE /IR	.525	.100
FBF 88CE /IR	.475	.100
FBF 810CE /IR		
FBF 812CE /IR		

LARGE FLANGE		
PART NUMBER	C2	D2
	BODY	
	HEAD DIA.	HEAD HT.
FBF 32CELF /IR	.293	.065
FBF 34CELF /IR	.269	.065
FBF 41CELF /IR		
FBF 42CELF /IR		
FBF 43CELF /IR		
FBF 44CELF /IR	.390	.075
FBF 45CELF /IR	.360	.075
FBF 46CELF /IR		
FBF 48CELF /IR		
FBF 410CELF /IR		
FBF 52CELF /IR		
FBF 53CELF /IR		
FBF 54CELF /IR	.488	.085
FBF 56CELF /IR	.448	.085
FBF 58CELF /IR		
FBF 510CELF /IR		
FBF 512CELF /IR		
FBF 62CELF /IR		
FBF 63CELF /IR		
FBF 64CELF /IR	.650	.095
FBF 66CELF /IR	.600	.095
FBF 68CELF /IR		
FBF 610CELF /IR		
FBF 612CELF /IR		
FBF 82CELF /IR		
FBF 84CELF /IR		
FBF 86CELF /IR	.780	.110
FBF 88CELF /IR	.720	.110
FBF 810CELF /IR		
FBF 812CELF /IR		

COUNTERSUNK HEAD			
PART NUMBER	A2	C3	D3
	BODY		
	LENG.	HEAD DIA.	HEAD HT.
FCF 32CE /IR	-	.187	.027
FCF 34CE /IR	-	.161	.027
FCF 41CE /IR	.332		
FCF 42CE /IR	.395		
FCF 43CE /IR	.457		
FCF 44CE /IR	.520	.245	.042
FCF 45CE /IR	.582	.221	.042
FCF 46CE /IR	.645		
FCF 48CE /IR	.770		
FCF 410CE /IR	-		
FCF 52CE /IR	.425		
FCF 53CE /IR	.487		
FCF 54CE /IR	.550	.328	.051
FCF 56CE /IR	.675	.296	.051
FCF 58CE /IR	.800		
FCF 510CE /IR	-		
FCF 512CE /IR	-		
FCF 62CE /IR	.471		
FCF 63CE /IR	.538		
FCF 64CE /IR	.601	.394	.060
FCF 66CE /IR	.736	.356	.060
FCF 68CE /IR	.851		
FCF 610CE /IR	1.026		
FCF 612CE /IR	1.101		
FCF 82CE /IR	.525		
FCF 84CE /IR	.650		
FCF 86CE /IR	.775	.525	.080
FCF 88CE /IR	.900	.475	.080
FCF 810CE /IR	1.025		
FCF 812CE /IR	1.150		

NOTES:
1) PLATING OCCURS AS AN ASSEMBLY. AREAS OF CORROSION MAY APPEAR AT THE HOLE OR ON THE MANDREL

CONFIDENTIALITY -
THIS DRAWING AND THE INFORMATION IT CONTAINS ARE THE SOLE PROPERTY OF INDUSTRIAL RIVET & FASTENER CO. THIS DRAWING IS USED AS A SELLING AND/OR MANUFACTURING DEVICE WHICH MAY CONTAIN INFORMATION THAT IS PATENTED OR TRADEMARKED BY THE INDUSTRIAL RIVET & FASTENER CO. REPRODUCTION OR DISCLOSURE BY ANYONE, OF ANY PART OF THIS DRAWING OR INFORMATION THEREIN OR THE USE THEREOF FOR MAKING OTHER DRAWINGS AND/OR PRODUCTS IS STRICTLY PROHIBITED WITHOUT PRIOR WRITTEN CONSENT OF THE INDUSTRIAL RIVET & FASTENER CO.

CONTINUOUS IMPROVEMENT -
INDUSTRIAL RIVET AND FASTENER CO. HAS CONTINUOUS IMPROVEMENT POLICIES/PROCEDURES IN PLACE AND THEREFORE RESERVES THE RIGHT TO CORRECT, CHANGE OR IMPROVE PRODUCTS AND/OR SPECIFICATIONS WITHOUT NOTICE, UNLESS DESIGNATED BY AN S-XXXX SUFFIX AS PART OF THE PART NUMBER. RESPONSIBILITY DUE TO DATA TABLE TYPOGRAPHICAL ERRORS ARE LIMITED TO THE CORRECTION AND RESUBMISSION OF THE DRAWING.

DATE: 4-1-08	CHECKED: ZAIS	SHEET 1 OF 1	REVISIONS
DRAWN: S. SHERMAN			DESCRIPTION: STAINLESS/STAINLESS CLOSED END BLIND RIVETS
LIMITS STATED	DECIMAL .015	ANGULAR ±2°	SURFACE TEXTURE
DIMENSIONS IN INCHES UNLESS OTHERWISE STATED; METRIC DIMENSIONS IN PARENTHESES			ORIGINAL SHEET SIZE 8.5" X 11"
			200 PARIS AVENUE NORTHVALE, NJ 07647 TEL: (201) 750 1040 info@rivetking.com
Industrial Rivet & Fastener Co.			FBFB-CE, FBFB-CELF, FCF-CE MASTER DWG: BR-02-2008-1 LOCN: SERVER/BLUEPRINTS/A-INTERNAL/MAST
SURFACE TREATMENT: RIVET: Polished MANDREL: Polished			HEAT TREATMENT: RELIEF
MATERIAL: RIVET: 18-8 Stainless Steel per MS-03 MANDREL: Stainless Steel per MS-03 SPEC# IFI Grade 51 RIVETKING# MS-03			MTL RCP T COLD FORM 1 COLD FORM 2 FINISH ASS'LY FOC PACK REV:
DRAWING NUMBER:			NEW FORMAT & ALIGN TO IFI DESCRIPTION G REV
11-22-2022 DATE			DATE